



City of Farmington
354 W. Main Street
P.O. Box 150
Farmington, AR 72730
479-267-3865
479-267-3805 (fax)

CITY COUNCIL AGENDA - AMENDED
January 11, 2021

A regular meeting of the Farmington City Council will be held on
Monday, January 11, 2021 at 6:00 p.m.
City Hall
354 W. Main Street, Farmington, Arkansas.

1. Call to Order – Mayor Ernie Penn
2. Roll Call – City Clerk Kelly Penn
3. Pledge of Allegiance
4. Comments from Citizens – the Council will hear brief comments at this time from citizens. No action will be taken. All comments will be taken under advisement.
5. Approval of the minutes – December 14, 2020 City Council Minutes
6. Financial Reports
7. Entertain a motion to read all ordinances and resolutions by title only.
8. Proclamations, special announcements, committee/commission appointments.
 - a. Reappoint Bobby Morgan as Vice Mayor
9. Committee Reports
10. Items to be removed from City of Farmington Inventory – NONE

NEW BUSINESS

11. Resolution No. 2021-01 – A resolution establishing the procedural rules for the city council of the City of Farmington, Arkansas for 2021.
12. State of the City Address by Mayor Ernie Penn.

13. Ordinance No. 2021-01 –An ordinance waiving requirements of competitive bidding for the purchase of two Dodge Chargers and the equipment to outfit both vehicles Code Ann. § 14-58-303 (b)(2)(B).

14. Resolution No. 2021-02 – A resolution setting a public hearing to discuss the vacation of right of way between lots 13-19 of the Hamblens Subdivision

INFORMATIONAL ITEMS:

- A. City Business Manager Report
- B. Court Clerk Monthly Distribution Report
- C. Fire Department Report
- D. Police Department Report
- E. Building/Public Works Report
- F. Library Report
- G. Planning Commission Minutes

Minutes

Minutes of the Regular Farmington City Council Meeting December 14th, 2020

Due to the Covid 19 pandemic, a state of emergency was declared by Arkansas Governor Asa Hutchinson, in order to comply to social distancing requirements this meeting was held virtually using the Zoom Meeting system. Mayor Penn, City Clerk Penn, City Business Manager McCarville, Police Chief Hubbard, Officer Long and Fire Chief Hellard were physically at City Hall. Police Chief Hubbard took everyone's temperature before they entered the meeting and social distancing was observed. The regular meeting of the City Council scheduled for Monday, December 14th, 2020 was called to order at 6:00 pm by Mayor Ernie Penn. City Clerk Kelly Penn called the roll and the following Council Members answered to their names via Zoom: Sherry Mathews, Keith Lipford, Brenda Cunningham, Bobby Morgan, Diane Bryant and Shelly Parsley. Council Member Carnahan joined the meeting later and Council Member Bell was absent. Mayor Penn led the Pledge of Allegiance.

Comments from Citizens – NONE

Approval of the minutes for the November 9th, 2020 Regular City Council Meeting.

On the motion of Council Member Cunningham and a second by Council Member Mathews and by the consent of all Council Members present after a roll call vote, the minutes were approved as presented by a vote of 6-0.

Financial Reports – Financials were presented by Mayor Penn who informed the council that the year-to-date numbers were as follows: City Sales tax was up 18.4% from 2019 to 2020 and State Sales tax was up 7.70% from 2019 to 2020.

Council Member Carnahan connected to the meeting at 6:06 PM.

Entertain a motion to read all Ordinances and Resolutions by title only. – Item was skipped as there were no resolutions or ordinances on the agenda.

Proclamations, Special Announcements, Committee/Commission Appointments.

Committee Reports - Mayor Penn announced that today Brenda Coleman retired after 17 years of service with the city of Farmington. She has been replaced by LeAnn Tolleson. The Double Springs Road project adjacent to the jr. high school is open for traffic. APAC will return once school is closed for Christmas break to complete the sidewalk portion of the project. The Riggins development on the other end of Double Springs road is also complete, the road will be closed this Thursday and Friday to patch the portion of the road they tore up during construction. Mayor Penn advised that due to the rise in Covid cases, that for the foreseeable future we will continue to meet via zoom. He urged everyone to be cautious and safe during the holiday season.

Committee Reports – There were no committee reports due to the inability to meet because of Covid- 19 restrictions.

Council Member Lipford wanted to know if there were any developments at Valley View Golf Course. Mayor Penn advised that since we had mowed the property, they have placed round hay bales on the course, which is a violation of city ordinance, since the property is zoned R-1. They still owe the city money for the mowing and the case was supposed to come before the judge this week but the Stewart family attorney had Covid, so they were granted another continuance.

Council Member Bryant asked if the land is being sold for homes.

Mayor Penn replied that is what that land is zoned for, anything that would be built has to come before the planning commission.

Council Member Bryant said that it looked as if there had been survey crews out there, flags were visible on some properties. It was all speculation at this point.

Mayor Penn said he had been in contact with the POA and he hoped they were keeping residents informed about what was happening. He said city hall has received many calls for residents inquiring about what was happening.

Council Member Bryant thanked Mayor Penn for working with the citizens in Valley View.

Items to be removed from City of Farmington Inventory – NONE

Unfinished Business – NONE

New Business - NONE

There being no further business to come before the council and on the motion of Council Member Bryant and seconded by Council Member Morgan and by the consent of all 7 members present, the meeting adjourned at 6:13 pm until the next regularly scheduled meeting to be held Monday January 11th, 2021 in the City Council Chambers at City Hall, located at 354 West Main Street, Farmington, Arkansas.

Attest & Approved;

City Clerk Kelly S. Penn

Mayor Ernie L. Penn

Financial

1/5/2021

GENERAL FUND

1:36 PM

Statement of Revenue and Expenditures

	Year-To-Date	Annual Budget	Jan 2020
	Jan 2020	Jan 2020	Dec 2020
	Dec 2020	Dec 2020	Percent of
	Actual		Budget
Revenue & Expenditures			
GENERAL REVENUES			
Revenue			
ACCIDENT REPORT REVENUES	1,650.00	1,500.00	110.00%
ACT 833	24,224.41	20,000.00	121.12%
ALCOHOL SALES TAX	3,267.90	3,500.00	93.37%
ANIMAL CONTROL REVENUES	1,800.00	2,500.00	72.00%
BUILDING INSPECTION FEES	241,993.00	100,000.00	241.99%
BUSINESS LICENSES	6,295.00	6,000.00	104.92%
CARES Act Income	236,676.42	0.00	0.00%
CITY COURT FINES	129,508.20	120,000.00	107.92%
CITY SALES TAX REVENUES	1,863,692.45	1,350,000.00	138.05%
COUNTY TURNBACK	506,721.12	475,000.00	106.68%
DEVELOPMENT FEES	40,053.43	10,000.00	400.53%
FRANCHISE FEES	402,279.80	375,000.00	107.27%
GARAGE SALE PERMITS	1,030.00	3,000.00	34.33%
GRANTS	5,933.93	0.00	0.00%
INTEREST REVENUES	48,565.94	45,000.00	107.92%
MISCELLANEOUS REVENUES	123,472.86	0.00	0.00%
Off Duty Police Reimbursement	0.00	4,000.00	0.00%
PARK RENTAL	2,050.00	3,500.00	58.57%
SALES TAX - OTHER	1,371,621.60	1,200,000.00	114.30%
SPORTS COMPLEX FEES	32,335.00	40,000.00	80.84%
SRO REIMBURSEMENT REVENUES	82,494.46	100,000.00	82.49%
STATE TURNBACK	88,635.83	95,000.00	93.30%
TRANSFER INCOME	0.00	650,000.00	0.00%
Revenue	\$5,214,301.35	\$4,604,000.00	

1/5/2021

GENERAL FUND

1:36 PM

Statement of Revenue and Expenditures

	Year-To-Date	Annual Budget	Jan 2020
	Jan 2020	Jan 2020	Dec 2020
	Dec 2020	Dec 2020	Percent of
	Actual		Budget
ADMINISTRATIVE DEPT			
Expenses			
ADDITIONAL SERVICES EXPENSE	220,853.61	180,000.00	122.70%
ADVERTISING EXPENSE	5,535.13	6,000.00	92.25%
BUILDING MAINT & CLEANING	45,591.43	30,000.00	151.97%
CREDIT CARD FEE EXPENSE	2,453.40	5,000.00	49.07%
ELECTION EXPENSES	0.00	5,000.00	0.00%
ENGINEERING FEES	180,615.89	80,000.00	225.77%
INSURANCES EXPENSE	61,891.86	50,000.00	123.78%
LEGAL FEES	0.00	10,000.00	0.00%
MATERIALS & SUPPLIES EXPENSE	14,048.59	17,000.00	82.64%
MISCELLANEOUS EXPENSE	301,567.45	2,000.00	15,078.37%
NEW EQUIPMENT PURCHASE	33,799.37	10,000.00	337.99%
PAYROLL EXP - CITY ATTRNY	54,358.00	60,000.00	90.60%
PAYROLL EXP - ELECTED OFFICIAL	145,845.53	125,000.00	116.68%
PAYROLL EXP - REGULAR	271,477.91	245,000.00	110.81%
PLANNING COMMISSION	17,976.11	20,000.00	89.88%
POSTAGE EXPENSE	375.04	1,500.00	25.00%
PROFESSIONAL SERVICES	18,836.37	10,000.00	188.36%
REPAIR & MAINT - BUILDING	2,650.56	2,000.00	132.53%
REPAIR & MAINT - EQUIPMENT	287.10	0.00	0.00%
REPAIR & MAINT - OFFICE EQUIP	3,372.04	2,500.00	134.88%
SERVICE CHARGES	133.42	0.00	0.00%
TECHNICAL SUPPORT	38,733.48	40,000.00	96.83%
TELECOMMUNICATION EXPENSES	7,401.33	4,000.00	185.03%
TRAVEL, TRAINING & MEETINGS	6,211.94	20,000.00	31.06%
UTILITIES EXPENSES	68,272.60	65,000.00	105.03%
Expenses	\$1,502,288.16	\$990,000.00	

1/5/2021

GENERAL FUND

1:36 PM

Statement of Revenue and Expenditures

	Year-To-Date	Annual Budget	Jan 2020
	Jan 2020	Jan 2020	Dec 2020
	Dec 2020	Dec 2020	Percent of
	Actual		Budget
ANIMAL CONTROL DEPT			
Expenses			
FUEL EXPENSES	963.08	2,000.00	48.15%
MATERIALS & SUPPLIES EXPENSE	607.73	1,100.00	55.25%
PAYROLL EXP - REGULAR	64,146.27	59,600.00	107.63%
PROFESSIONAL SERVICES	2,950.05	15,000.00	19.67%
REPAIR & MAINT - AUTOMOBILES	250.64	1,500.00	16.71%
REPAIR & MAINT - EQUIPMENT	0.00	500.00	0.00%
REPAIR & MAINT - TRUCK	32.91	0.00	0.00%
TRAVEL, TRAINING & MEETINGS	0.00	500.00	0.00%
UNIFORMS/GEAR EXPENSE	32.22	500.00	6.44%
Expenses	\$68,982.90	\$80,700.00	

1/5/2021

GENERAL FUND

1:36 PM

Statement of Revenue and Expenditures

	<u>Year-to-Date</u>	<u>Annual Budget</u>	<u>Jan 2020</u>
	<u>Jan 2020</u>	<u>Jan 2020</u>	<u>Dec 2020</u>
	<u>Dec 2020</u>	<u>Dec 2020</u>	<u>Percent of</u>
	<u>Actual</u>		<u>Budget</u>
BUILDING PERMIT DEPT			
Expenses			
FUEL EXPENSES	1,597.45	2,500.00	63.90%
PAYROLL EXP - REGULAR	89,295.63	92,200.00	96.85%
REPAIR & MAINT - AUTOMOBILES	418.43	1,000.00	41.84%
TRAVEL, TRAINING & MEETINGS	970.65	3,000.00	32.36%
UNIFORMS/GEAR EXPENSE	120.20	1,000.00	12.02%
Expenses	\$92,402.36	\$99,700.00	

1/5/2021

GENERAL FUND

1:36 PM

Statement of Revenue and Expenditures

	Year-to-Date	Annual Budget	Jan 2020
	Jan 2020	Jan 2020	Dec 2020
	Dec 2020	Dec 2020	Percent of
	Actual		Budget
FIRE DEPT			
Expenses			
ADVERTISING EXPENSE	565.00	1,000.00	56.50%
BUILDING MAINT & CLEANING	2,837.68	0.00	0.00%
FUEL EXPENSES	4,845.32	7,000.00	69.22%
HAZMAT EXPENSES	2,270.12	2,400.00	94.59%
MATERIALS & SUPPLIES EXPENSE	11,309.71	8,500.00	133.06%
MISCELLANEOUS EXPENSE	0.00	500.00	0.00%
NEW EQUIPMENT PURCHASE	16,792.28	6,500.00	258.34%
PAYROLL EXP - REGULAR	587,080.83	538,400.00	109.04%
REPAIR & MAINT - BUILDING	27,258.82	400.00	6,814.71%
REPAIR & MAINT - EQUIPMENT	2,479.75	5,000.00	49.60%
REPAIR & MAINT - TRUCK	6,386.18	10,000.00	63.86%
TRAVEL, TRAINING & MEETINGS	6,597.12	10,000.00	65.97%
UNIFORMS/GEAR EXPENSE	16,710.35	17,500.00	95.49%
Expenses	\$685,133.16	\$607,200.00	

1/5/2021

GENERAL FUND

1:36 PM

Statement of Revenue and Expenditures

	Year-To-Date	Annual Budget	Jan 2020
	Jan 2020	Jan 2020	Dec 2020
	Dec 2020	Dec 2020	Percent of
	Actual		Budget
LAW ENFORCE - COURT			
Expenses			
MATERIALS & SUPPLIES EXPENSE	1,978.28	3,000.00	65.94%
MISCELLANEOUS EXPENSE	0.00	400.00	0.00%
NEW EQUIPMENT PURCHASE	0.00	3,000.00	0.00%
PAYROLL EXP - REGULAR	76,416.40	77,900.00	98.10%
POSTAGE EXPENSE	139.06	1,800.00	7.73%
PROSECUTING ATTORNEY	18,000.00	18,000.00	100.00%
REPAIR & MAINT - OFFICE EQUIP	57.60	0.00	0.00%
SPECIAL COURT COSTS	5,940.00	6,000.00	99.00%
TRAVEL, TRAINING & MEETINGS	300.00	6,000.00	5.00%
Expenses	\$102,831.34	\$116,100.00	

1/5/2021

GENERAL FUND

1:36 PM

Statement of Revenue and Expenditures

	Year-to-Date	Annual Budget	Jan 2020
	Jan 2020	Jan 2020	Dec 2020
	Dec 2020	Dec 2020	Percent of
	Actual		Budget
LAW ENFORCE - POLICE			
Expenses			
ADVERTISING EXPENSE	90.00	100.00	90.00%
BREATHALYZER EXPENSES	925.09	700.00	132.16%
CAPITAL IMPROVEMENT	646,021.70	500,000.00	129.20%
DRUG TASK FORCE	1,500.00	2,000.00	75.00%
FUEL EXPENSES	25,571.54	48,000.00	53.27%
MATERIALS & SUPPLIES EXPENSE	25,693.85	50,000.00	51.39%
MISCELLANEOUS EXPENSE	0.00	500.00	0.00%
NEW EQUIPMENT PURCHASE	35,069.25	56,000.00	62.62%
Off Duty Police Pay	0.00	4,000.00	0.00%
PAYROLL EXP - REGULAR	1,132,924.57	1,187,800.00	95.38%
PAYROLL EXP - SRO	123,803.18	148,963.00	83.11%
REPAIR & MAINT - AUTOMOBILES	38,703.32	25,000.00	154.81%
REPAIR & MAINT - EQUIPMENT	0.00	3,000.00	0.00%
TRAVEL, TRAINING & MEETINGS	1,033.36	10,000.00	10.33%
UNIFORMS/GEAR EXPENSE	8,647.00	12,000.00	72.06%
Expenses	\$2,039,982.86	\$2,048,063.00	

1/5/2021

GENERAL FUND

1:36 PM

Statement of Revenue and Expenditures

	<u>Year-To-Date</u>	<u>Annual Budget</u>	<u>Jan 2020</u>
	<u>Jan 2020</u>	<u>Jan 2020</u>	<u>Dec 2020</u>
	<u>Dec 2020</u>	<u>Dec 2020</u>	<u>Percent of</u>
	<u>Actual</u>		<u>Budget</u>
LIBRARY			
Expenses			
CAPITAL IMPROVEMENT	150,000.00	150,000.00	100.00%
LIBRARY TRANSFER	55,000.00	55,000.00	100.00%
Expenses	\$205,000.00	\$205,000.00	

1/5/2021

GENERAL FUND

1:36 PM

Statement of Revenue and Expenditures

	Year-To-Date	Annual Budget	Jan 2020
	Jan 2020	Jan 2020	Dec 2020
	Dec 2020	Dec 2020	Percent of
	Actual		Budget
PARKS DEPT			
Revenue			
PARK RENTAL	(500.00)	0.00	0.00%
SPORTS COMPLEX FEES	(31,570.00)	0.00	0.00%
Revenue	(\$32,070.00)	\$0.00	
Gross Profit	(\$32,070.00)	\$0.00	
Expenses			
CAPITAL IMPROVEMENT	27,000.00	0.00	0.00%
FUEL EXPENSES	1,465.32	3,500.00	41.87%
MATERIALS & SUPPLIES EXPENSE	7,902.33	10,000.00	79.02%
NEW EQUIPMENT PURCHASE	0.00	10,000.00	0.00%
PAYROLL EXP - REGULAR	204,416.74	183,300.00	111.52%
PROFESSIONAL SERVICES	12,960.92	2,500.00	518.44%
REPAIR & MAINT - EQUIPMENT	2,277.99	3,000.00	75.93%
SPORTS PARK FUEL	1,110.41	1,500.00	74.03%
SPORTS PARK MATERIALS	5,979.74	22,000.00	27.18%
SPORTS PARK NEW EQUIP	0.00	10,000.00	0.00%
SPORTS PARK PROF SERV	19,351.67	45,000.00	43.00%
SPORTS PARK REPAIR/MAINT	3,214.34	2,500.00	128.57%
SPORTS PARK UNIFORMS	177.72	0.00	0.00%
SPORTS PARK UTILITIES	18,806.95	12,000.00	156.72%
UNIFORMS/GEAR EXPENSE	201.58	1,000.00	20.16%
UTILITIES EXPENSES	5,220.78	5,000.00	104.42%
Expenses	\$310,086.49	\$311,300.00	

LIBRARY FUND
Statement of Revenue and Expenditures

	Current Period	Annual Budget	Jan 2020
	Jan 2020	Jan 2020	Dec 2020
	Dec 2020	Dec 2020	Percent of
	Actual		Budget
Revenue & Expenditures			
Revenue			
Donations	57,620.00	0.00	0.00%
FINES/LOST ITEMS	1,389.33	4,000.00	34.73%
INTEREST REVENUES	262.70	0.00	0.00%
MISCELLANEOUS REVENUES	479.40	0.00	0.00%
TRANS FROM GENERAL FUND		55,000.00	0.00%
TRANS FROM GENERAL FUND	205,000.00	0.00	0.00%
WASHINGTON CO LIBRARY	184,232.00	184,231.00	100.00%
Revenue	\$448,983.43	\$243,231.00	
Expenses			
ADVERTISING EXPENSE	807.71	1,000.00	80.77%
BOOKS AND MEDIA	24,711.12	32,000.00	77.22%
BUILDING MAINT & CLEANING	1,983.22	0.00	0.00%
CAPITAL IMPROVEMENT	536,013.12	0.00	0.00%
MATERIALS & SUPPLIES EXPENSE	13,015.14	10,931.00	119.07%
MISCELLANEOUS EXPENSE	25.00	500.00	5.00%
NEW EQUIPMENT PURCHASE	2,170.49	3,000.00	72.35%
PAYROLL EXP - REGULAR	179,035.03	175,000.00	102.31%
POSTAGE EXPENSE	125.25	300.00	41.75%
PROGRAMS EXPENSE		4,000.00	0.00%
REPAIR & MAINT - BUILDING	556.12	4,500.00	12.36%
TECHNICAL SUPPORT	10,293.43	8,500.00	121.10%
TRAVEL, TRAINING & MEETINGS	388.00	1,000.00	38.80%
UTILITIES EXPENSES	2,347.69	2,500.00	93.91%
Expenses	\$771,471.32	\$243,231.00	

STREET FUND
Statement of Revenue and Expenditures

	Year-To-Date Jan 2020 Dec 2020 Actual	Annual Budget Jan 2020 Dec 2020	Jan 2020 Dec 2020 Percent of Budget
Revenue & Expenditures			
Revenue			
GRANTS	268,550.00	0.00	0.00%
INTEREST REVENUES	324.45	1,000.00	32.45%
MISCELLANEOUS REVENUES	175.00	100.00	175.00%
STREET COUNTY TURNBACK	54,770.19	40,000.00	136.93%
STREET STATE TURNBACK	450,981.55	406,945.75	110.82%
TRANSFER INCOME	0.00	200,000.00	0.00%
Revenue	\$774,801.19	\$648,045.75	
Expenses			
ADDITIONAL SERVICES EXPENSE	5,747.00	0.00	0.00%
ADVERTISING EXPENSE	354.68	1,000.00	35.47%
BUILDING MAINT & CLEANING	1,333.46	0.00	0.00%
ENGINEERING FEES	44,395.78	30,000.00	147.99%
FUEL EXPENSES	4,651.55	8,000.00	58.14%
MATERIALS & SUPPLIES EXPENSE	14,976.09	12,000.00	124.80%
MISCELLANEOUS EXPENSE	7,549.80	500.00	1,509.96%
NEW EQUIPMENT PURCHASE	64,569.81	25,000.00	258.28%
PAYROLL EXP - REGULAR	201,076.53	199,445.75	100.82%
PROFESSIONAL SERVICES	133,381.09	1,000.00	13,338.11%
REPAIR & MAINT - BUILDING	65.85	0.00	0.00%
REPAIR & MAINT - EQUIPMENT	6,616.32	10,000.00	66.16%
STREET LIGHTS	110,598.14	150,400.00	73.54%
STREET/ROAD REPAIRS	88,490.95	200,000.00	44.25%
TRAVEL, TRAINING & MEETINGS	0.00	500.00	0.00%
UNIFORMS/GEAR EXPENSE	809.25	2,200.00	36.78%
UTILITIES EXPENSES	11,653.29	8,000.00	145.67%
Expenses	\$696,269.59	\$648,045.75	

Agenda Item 11



City of Farmington
354 W. Main Street
P.O. Box 150
Farmington, AR 72730
479-267-3865
479-267-3805 (fax)

MEMO

To: Farmington City Council
Mayor Penn
City Business Manager McCarville

From: Kelly Penn, City Clerk

Date: January 4th, 2021

Re: Resolution 2021-01- A Resolution establishing the procedural rules for the city council of the City of Farmington, Arkansas for 2021.

As required by Arkansas law, state statute 14-43-501, every January we are required to establish procedural rules for the city council for the City of Farmington for 2021. There have been no changes or additions to the resolution from last year.

Let me know if you have any questions.

Thanks,

Kelly Penn
City Clerk/Treasurer

RESOLUTION NO. 2021-01

A RESOLUTION ESTABLISHING THE PROCEDURAL RULES FOR THE CITY COUNCIL OF THE CITY OF FARMINGTON, ARKANSAS FOR 2020

WHEREAS, the State of Arkansas requires each City Council to annually establish its procedural rules and, whereas, such rules are essential for the orderly conduct of council activities;

NOW, THEREFORE, BE IT RESOLVED BY THE CITY COUNCIL OF THE CITY OF FARMINGTON, ARKANSAS:

Section 1: Rules and Order of Business

The Council of the City of Farmington will follow the procedural rules contained in the Arkansas Municipal League publication “Procedural Rules for the Municipal Official”, dated May 2014. In addition to what is included in this publication, the meeting will include a forum for comments from citizens.

Section 2: The Time and Location of Regularly Scheduled Meetings

- (A) Council Meetings: Second Monday of each month at 6:00 p.m. at the City Hall, 354 West Main Street, Farmington, AR.
- (B) The date, time and locations of regularly scheduled meetings may be changed by the Mayor with consent of the majority of the council members. The media and public will be notified of any changes in accordance with appropriate state laws.

Section 3: Special Meetings

In accordance with Ordinance 1.4 the Mayor or any three council members may call special meetings and set the time and place of such meetings. Voting by council is permitted at special meetings.

Section 4: Working Sessions

The Mayor or any three council members may schedule working sessions for the council at the time and location of their choosing. The media and public will be notified of all working sessions in accordance with applicable state laws.

Voting by the council is not permitted at working sessions. The Mayor and all Council members must be notified of any proposed working session.

Section 5: Agendas

(A) Meetings

- (1) The City Clerk or designee shall prepare the agenda for council meetings. Items shall be placed upon the agenda as may be requested by the Mayor, the City Attorney, any Council member or any Department Head.
- (2) The department head and committee heads or their representative should be present at all monthly council meetings, give a **brief** written report summarizing their departmental/committee activities and make themselves available for questions from the public and council members. The committee and department reports shall be provided to the City Clerk or designee and be part of the official agenda.
- (4) At the citizens forum section of the meeting the Mayor will announce: "Comments from Citizens – the Council will hear brief comments at this time from citizens. No action will be taken. All comments will be taken under advisement." Any individual wishing to address the Council about a subject that is not on the agenda shall be permitted to speak during that period allotted for Citizen Communications at meetings. Each individual will be limited to five minutes. (Total 15 minutes per subject.)
- (5) The Mayor, the City Attorney, any council member or any Department Head requesting that a matter be placed on the agenda will provide the City Clerk's office with the title of the matter and with a short memo (memo format can be obtained from the City Business Manager) describing the topic and any supporting material no later than noon on the Monday one week prior to the date of the Meetings.
- (6) Any matter presented to the City Clerk's office later than that time shall be placed on the agenda, unless Council objects, at a time called by the Mayor directly before the business items are addressed.
- (7) Those presenting items to be added to the agenda at the meeting shall state the topic to be added only, with no discussion. Discussion for that item will take place when the item is addressed during the business session.
- (8) The City Clerk will provide copies of the agenda unless a copy of the draft ordinance or resolution is provided to the City Clerk's office for inclusion with the agenda. Those with agenda items to be added at the meeting shall provide **nine** copies of any ordinances or resolutions to be presented to the Council, Mayor, City Clerk/Treasurer and City Attorney.

- (9) In the event of a holiday falling on a Monday, the above schedule will be shifted to the Tuesday following the holiday.
- (10) During Council meetings, the Council will consider only those matters placed on the agenda.

(B) Special Meetings

The City Clerk or designee will prepare agendas for special meetings and provide copies to all elected city officials and to the media and notify the media as required by state law. Whoever is calling the special meeting shall provide the Clerk with applicable documentation pertinent to the meeting being called.

PASSED AND APPROVED on this 11TH day of January, 2021.

APPROVED:

By: _____
Ernie Penn, Mayor

ATTEST:

By: _____
Kelly Penn, City Clerk

Agenda Item 12

2021 State of the City Address

It is my honor tonight to present the State of the City Address.

I would like to begin by thanking our City Employees for their dedication and commitment to make Farmington a better place to live. The year 2020 has presented many new challenges in the way we conducted business due to the COVID-19 Pandemic. Our City Staff, Police and Fire Departments, Public Works department and Library staff were very quick to adapt to and overcome these challenges.

I would like to also thank our City Council, Elected Officials, and Planning Commission for making the necessary adjustments to keep our City operating in a very efficient manner. I believe 2021 will also be a year of challenges from the COVID-19, so I want our City to be proactive in working together to continue providing the services needed to our Citizens.

I am pleased to report that our City is financially sound and we have maintained excellent cash reserves. Our City and County sales taxes continue to increase each year. Our City Sales taxes increased by 20.01% and our State taxes increased by 7.99% in 2020. This increase allows our City to have funds to support the expansion of our City services and for Capital improvement projects to begin and be completed with out interruption. Our City will continue to budget very conservatively regarding income growth and maintain a tight control regarding operating expenses for each department.

Our City completed several Capital Improvement projects in 2020:

- **Expansion and remodel of the City Library**
- **Expansion of the Police Department area of City Hall**
- **Double Springs road widening and drainage improvements from Hwy 62 to Rheas Mill road.**
- **Upgraded drainage on Ash Street**

Our City will have 2 main Capital Improvement Projects to begin in 2021:

- **Completion of the 4th phase of Hwy 170 expansion with utilities relocated and the bidding and beginning of the road construction project in 2021. The construction of the road improvements will take 2 years to be completed.**
- **Drainage improvements on Garland McKee Road and Meadowsweet subdivision to bid in early 2021 and be completed in 2021.**

We will continue to monitor our streets and drainage areas for needed repairs during the year.

Our City continues to experience tremendous growth in our Residential and Commercial areas of our City. I am excited and encouraged about businesses who have located to our City and others who have expressed an interest to expand or relocate to Farmington. The growth in our residential areas will spur the expansion of businesses to our City.

In 2020, Our City issued 156 Single Family permits valued at \$45,261,000, 22 multi family permits valued at \$13,090,000 and 4 Commercial permits valued at \$1,768,000.

The total amount of permits issued which includes all building permits, mechanical permits, plumbing, heating & air permits, sign permits and miscellaneous permits totaled 991 permits which generated permit fees of \$251,550. This amount was 250% greater than our budgeted amount (\$100,000) for building fees in 2020.

Our Residential growth is extremely active with 874 residential lots approved, under construction or available for the construction of new homes and 870 lots being proposed or in the planning stages. The residential lots represent 11 new subdivisions in the Farmington City Limits. This growth exhibits the confidence that builders have in our City and our School system and that Farmington has become a very attractive place for families to locate.

With the Commitment from our City Council, our Fire and Police departments will need to continue to grow in personnel so that our residents will have the added security that Farmington is a safe place to live. Also we will need a commitment to continue to expand our recreational facilities and trails.

2020 was a Census year and our City was ranked in the top 5 cities in the State of Arkansas in percentage of participation. We hope to have results of the Census in the first quarter of 2021 but with the Covid 19 situation it may be in the second quarter before we know the results.

I think it is imperative in 2021 , that our City makes a commitment to work with our School, Chamber and Civic organizations to help build Farmington into a more attractive place for families and businesses to locate.

In closing, I would like to thank the citizens of Farmington for their continued support of our City and to celebrate and be proud of the great community of Farmington. God has blessed our City and we should be thankful every day for these blessings.

I am very proud and honored to be your Mayor and I look forward to a very successful and prosperous 2021 for the City of Farmington.



Mayor Ernie L Penn

Agenda Item 13



City of Farmington
354 W. Main Street
P.O. Box 150
Farmington, AR 72730
479-267-3865
479-267-3805 (fax)

MEMO

To: Farmington City Council
Ernie Penn, Mayor
Kelly Penn, City Clerk

From: BRIAN HUBBARD, CHIEF
Re: PURCHASE OF NEW UNITS
Date: 01/11/2021

Recommendation

Request the approval to purchase two new Dodge Chargers and the equipment to outfit both vehicles.

Background

During the calendar year 2020 there wasn't an automobile factory producing a police package that we currently use. We fell behind in our patrol division for new vehicles to cycle out the older and more costly units.

Discussion

With the addition of the two new vehicles we will be able to take two of the patrol cars with the highest mileage off of the street. Both vehicles have in excess of 115,000 miles on them. Maintenance and repair costs will go down with this addition. The Dodge Chargers will be purchased through Steve Landers Dodge at a cost of \$24,688 each with a total of \$49,376 for both Chargers. The remaining \$24,624 will be used for equipment to outfit the vehicles. These vehicles with the equipment are budgeted items.

Budget Impact

\$74,000.00

ORDINANCE NO. 2021-01

AN ORDINANCE WAIVING REQUIREMENTS OF COMPETITIVE BIDDING FOR THE PURCHASE OF TWO NEW DODGE CHARGERS AND THE EQUIPMENT TO OUTFIT VEHICLES FOR THE FARMINGTON POLICE DEPARTMENT PURSUANT TO A.C.A. §14-58-303(b)(2)(B)

WHEREAS, the Farmington Police Department is in the process of acquiring two new Dodge Chargers and equipment to outfit vehicles for the Farmington Police department; and

WHEREAS, two 2021 Dodge Chargers will be available from Landers Dodge of Little Rock; and

NOW, THEREFORE, BE IT ORDAINED BY THE CITY COUNCIL OF FARMINGTON, ARKANSAS:

SECTION 1: That due to the exceptional situation as described hereinabove, competitive bidding for the purchase of two (2) Dodge Chargers and the equipment to outfit vehicles for the Farmington Police Department is deemed to be neither feasible nor practicable.

SECTION 2: That in accordance with A.C.A. §14-58-303(b)(2)(B), which state, “the governing body, by ordinance, may waive the requirements of competitive bidding in exceptional situations where this procedure is deemed not feasible nor practical,” the City of Farmington, Arkansas, through its city council, is hereby authorized to purchase two Dodge Chargers and the equipment to outfit vehicles for \$74,000, 5, with the total authorized expenditure not to exceed \$74,000.

SECTION 3: Emergency Clause: That the Farmington City Council further determines that this ordinance is necessary to provide two Dodge Chargers and the equipment to outfit vehicles for the Farmington Police Department; and for purchasing the vehicles and the equipment at the lowest possible cost through procurement contracts; therefore, an emergency is hereby declared to exist and this ordinance shall be in full force and effect from and after its passage and approval.

APPROVED:

Ernie Penn, Mayor

ATTEST:

Kelly Penn, City Clerk

APPROVED AS TO FORM:

Steven D. Tennant, City Attorney

Agenda Item 14

RESOLUTION NO. 2021-02

A RESOLUTION SETTING A PUBLIC HEARING TO DISCUSS THE VACATION OF RIGHT OF WAY BETWEEN LOTS 13-19 OF THE HAMBLENS SUBDIVISION., FARMINGTON, AR.

WHEREAS, a petition has been filed with the City Council of the City of Farmington, Arkansas by Dan Ramsfield to abandon a right of way with in the corporate city limits of the City of Farmington, Arkansas; and

WHEREAS, upon the filing of the petition with the City, the City shall set a date and time for a hearing before the City Council for consideration of the petition.

NOW, THEREFORE, BE IT RESOLVED BY THE CITY COUNCIL OF THE CITY OF FARMINGTON, ARKANSAS:

1. That the City Council shall hear said petition at its regular meeting to be held at 354 West Main Street, Farmington, Arkansas on the 8th day of February, 2021 at 6:00 p.m.
2. That the City Clerk is hereby directed to publish notice of the filing of said petition and said hearing for the time and in the manner prescribed by law.

PASSED AND APPROVED on this 11th day of January, 2021.

APPROVED:

By: _____
Ernie Penn, Mayor

ATTEST:

By: _____
Kelly Penn, City Clerk



Vacation Application

Please fill this form out completely supplying all necessary information and documentation to support your request.

Property owner/Applicant:

Name: Dan Ramsfield

Address: 64 Saint John Place

City, State, Zip: Farmington, AR 72730 Farmington AR 72730

Phone: 479-238-4611 Email ramsfieldd@gmail.com

Applicant/Representative: I certify that the foregoing statements and answers herein made; all data, information and evidence herewith submitted are in all respects, to the best of my knowledge and belief, true and correct. I understand that submittal of incorrect or false information is grounds for invalidation of the application and determination of approval. I understand there may be conditions on approval.

Dan Ramsfield
Signature

Date: 12/28/20

Property Owner/Authorized Agent: I certify that I am the owner of the subject property of this application and that I have read this application and consent to its filing. (If signed by authorized agent a letter from the property owner must accompany this application, indicating the agent is authorized to act on the owners behalf.)

Dan Ramsfield
Signature

Date: 12/28/20

Requested Vacation (circle all that apply):

- Street
- Alley
- Easement

Please Include:

- Legal Description of the property (may be attached as exhibit "A");
- Complete the attached form for each adjacent property owner or utility involved.
- Description of what is being requested (attach survey):

- Vacate easement between 64 Saint John Place
through 43 Ridge Drive, Farmington AR 72730
- Hamblens Subdivision Lots 13-19.
- See plot attached
- See legal description attached

Type: REAL ESTATE
Kind: WARRANTY DEED
Recorded: 11/4/2020 12:03:29 PM
Fee Amt: \$25.00 Page 1 of 3
Washington County, AR
Kyle Sylvester Circuit Clerk

File# 2020-00040356

After recording please return to:
Waco Title Company
2592 S. 48th St.
Springdale, AR 72762

**WARRANTY DEED
(UNMARRIED)**

File #: 2019296-103

KNOW ALL MEN BY THESE PRESENTS:

That I, **Linda Marie Lewis**, an unmarried person, hereinafter called GRANTOR, for and in consideration of the sum of ---ONE AND 00/100--- DOLLARS---(\$1.00)---and other good and valuable consideration in hand paid by **Daniel Ramsfield and Donna Ramsfield, husband and wife**, the receipt of which is hereby acknowledged, do hereby grant, bargain, sell and convey unto the said **Daniel Ramsfield and Donna Ramsfield, husband and wife**, hereinafter called GRANTEE(S) and unto their heirs and assigns forever, the following lands lying in **Washington County, Arkansas** to-wit:

Lots 13, 14, 15, 16, 17, 18 and 19 of Hamblen's Subdivision, to the City of Farmington, Arkansas, as shown on the plat of said Subdivision in Plat Book 3 at Page 467 on file in the office of the Circuit Clerk and Ex-Officio Recorder of Washington County, Arkansas.

**Subject to easements, rights-of-way, and protective covenants of record, if any.
Subject to all prior mineral reservations and oil and gas leases.**

TO HAVE AND TO HOLD the same unto the said Grantee(s) and unto their heirs and assigns forever, with all appurtenances thereunto belonging. And I hereby covenant with said Grantee(s) that I will forever warrant and defend the title to the said lands against all claims whatsoever.


Prepared under the supervision of
Brian Blackman, Attorney
2592 S. 48th St.
Springdale, AR. 72762

WITNESS my hand and seal on this 3rd day of November, 2020

I certify under penalty of false swearing that documentary stamps or a documentary symbol in the legally correct amount has been placed on this instrument.

GRANTEE OR AGENT: _____

GRANTEE'S ADDRESS: _____


 Linda Marie Lewis
Linda Marie Lewis

ACKNOWLEDGMENT

STATE OF Arkansas)
))
COUNTY OF Washington)) SS.

BE IT REMEMBERED, that on this day came before the undersigned, a Notary Public, duly commissioned, qualified and acting, within and for the said County and State, and appeared in person the within named **Linda Marie Lewis** known to me or satisfactorily proven to be the person whose name is subscribed to the within instrument and acknowledged that she had so signed, executed and delivered said instrument for the consideration, uses and purposes therein mentioned and set forth.

IN TESTIMONY WHEREOF, I have hereunto set my hand and official seal this 3rd day of November, 2020.


Notary Public

My commission expires:
 01/17/2030

<p>JOSH COLEMAN NOTARY PUBLIC ARKANSAS BENTON COUNTY COMMISSION# 12710476 COMMISSION EXP 01/17/2030</p>



STATE OF ARKANSAS
DEPARTMENT OF FINANCE AND ADMINISTRATION
MISCELLANEOUS TAX SECTION
P.O. BOX 896, LITTLE ROCK, AR 72203-0896

Real Estate Transfer Tax Stamp

Proof of Tax Paid



File Number: 2019296-103

Grantee: DANIEL RAMSFIELD AND DONNA RAMSFIELD
Mailing Address: LOCUST ST
FARMINGTON AR 727300000

Grantor: LINDA MARIE LEWIS
Mailing Address: LOCUST ST
FARMINGTON AR 727300000

Property Purchase Price: \$45,000.00
Tax Amount: \$148.50
County: WASHINGTON
Date Issued: 11/03/2020
Stamp ID: 1477101568

Washington County, AR
I certify this instrument was filed on
11/4/2020 12:03:29 PM
and recorded in REAL ESTATE

File# 2020-00040356
Kvle Sylvester - Circuit Clerk

I certify under penalty of false swearing that documentary stamps or a documentary symbol in the legally correct amount has been placed on this instrument

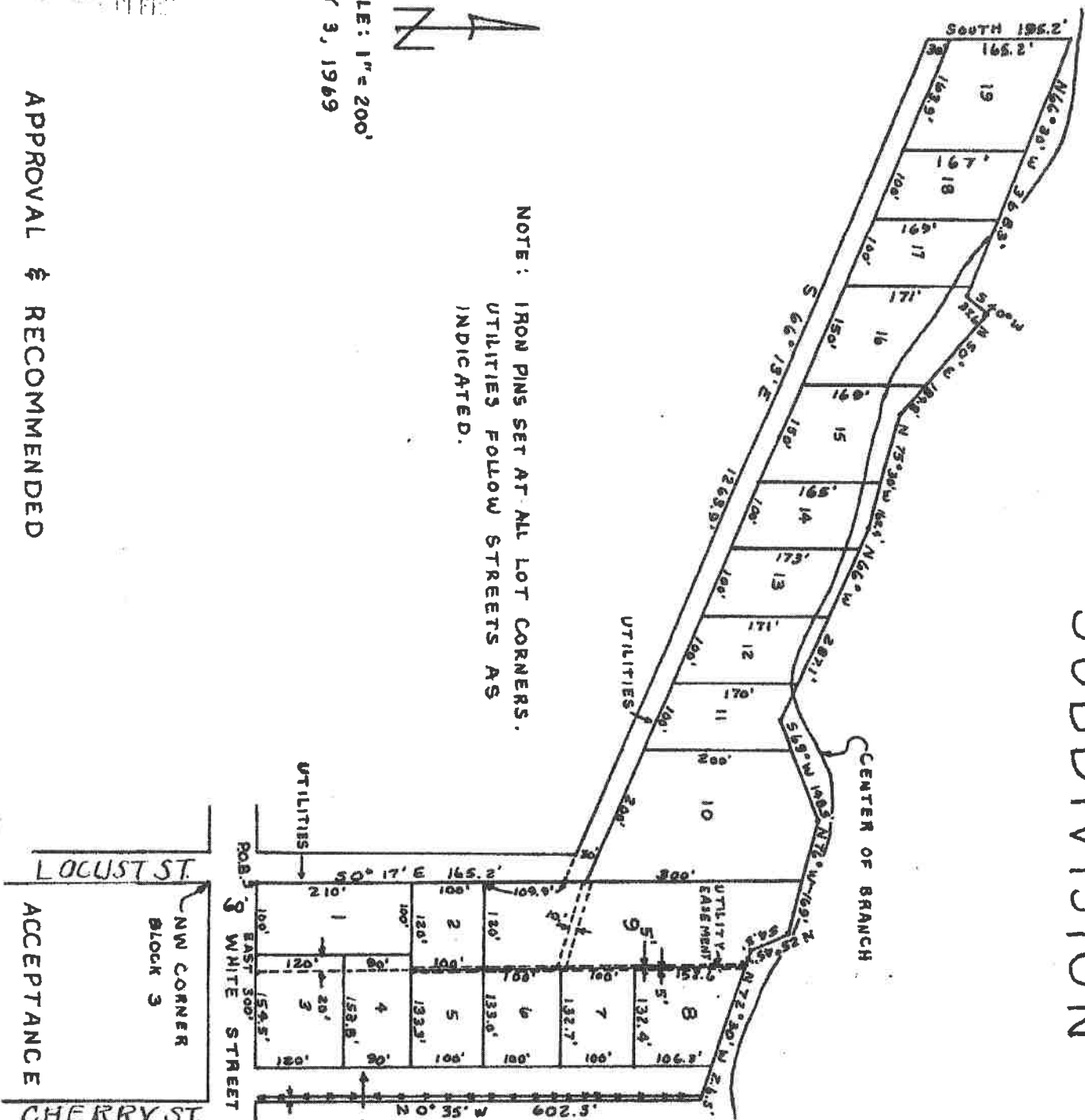
Grantee or Agent Name (printed): Daniel Ramsfield

Grantee or Agent Name (signature): By Waco Title as agent Date: 11-3-2020

Address: _____

City/State/Zip: _____

HAWBLENS SUBDIVISION



NOTE: IRON PINS SET AT ALL LOT CORNERS.
UTILITIES FOLLOW STREETS AS
INDICATED.

SCALE: 1" = 200'
MAY 3, 1969

APPROVAL & RECOMMENDED

APPROVED AND RECOMMENDED BY THE

ACCEPTED BY FARMINGTON CITY COUNCIL

1 HER

PART C

SECTION

FARMING

PARTICU

BEGINN

NORTHWE

WHICH IS

SOUTHWES

300 FEET

N 72° 30'

THENCE

THENCE

THENCE

THENCE

TO A PO

CORNER C

1263.9 F

POINT C

WE, T

SOLE OW

DEDICATE

MY COMM

SUBSCRIBE

9

Informational Items



354 W. Main Street
P.O. Box 150
Farmington, AR 72730
479-267-3865
479-267-3805 (fax)
City Business Manager Report
January 2021
City Council Meeting

- Anniversaries – Jake Stine –3 years; Kim Bentley – 4 years; Laurie Adkins – 2 years; Scott Baker – 2 years; Rick Bramall – 7 years; Jimmy Brotherton – 7 years; Dillon Jones - 2 years; and Cody Green 1 year; thank them for their service.
- The financial information reflects year end figures.
- We plan to continue to hold our public meetings through Zoom. If you or your constituents have questions about logging in, the information is on our Facebook page and website. If they call the office we can give them the information also.
- We are still working on utility relocation for Hwy 170.
- Arkansas Municipal League conference in January will be virtual. You can register at: cvent.me/yREaao, the deadline to register is Monday January 11, 2021. This is the link to the agenda: www.arml.org/static/arml/2021_WC_AGENDA.pdf. There is no cost to register.
- The Planning Commission calendar for 2021 is attached. With all the development going on, attending Planning Commission meetings is a good way to stay informed.

*"The bad news is time flies. The good news is you're the pilot."
- Michael Altshuler*

FARMINGTON PLANNING COMMISSION -- 2021 Schedule of Meetings and Submission Deadlines

SUBMISSION DEADLINE	TECHNICAL REVIEW MEETING DATES	RESUBMISSION DEADLINE TR TO PC MEETING	PLANNING COMMISSION WORK SESSION DATES	*PLANNING COMMISSION MEETING DATES
12:00 Noon	2:00 P.M.	12:00 Noon	6:00 P.M.	6:00 P.M.
December 22, 2020	January 5, 2021	January 12, 2021	January 19, 2021	January 26, 2021
January 19, 2021	February 2, 2021	February 9, 2021	February 16, 2021	February 22, 2021
February 16, 2021	March 2, 2021	March 9, 2021	March 15, 2021	March 22, 2021
March 23, 2021	April 6, 2021	April 13, 2021	April 19, 2021	April 26, 2021
April 20, 2021	May 4, 2021	May 11, 2021	May 17, 2021	May 24, 2021
May 18, 2021	June 1, 2021	June 8, 2021	June 21, 2021	June 28, 2021
June 22, 2021	July 6, 2021	July 13, 2021	July 19, 2021	July 26, 2021
July 20, 2021	August 3, 2021	August 10, 2021	August 16, 2021	August 23, 2021
August 24, 2021	September 7, 2021	September 14, 2021	September 20, 2021	September 27, 2021
September 21, 2021	October 5, 2021	October 12, 2021	October 18, 2021	October 25, 2021
October 19, 2021	November 2, 2021	November 9, 2021	November 15, 2021	November 22, 2021
November 23, 2021	December 7, 2021	December 14, 2021	December 20, 2021	December 27, 2021

*Planning Commission normally meets on the 4th (fourth) Monday of the month. Work sessions are normally the week before the meeting, this year in January we will meet on Tuesday January 19th, the Monday is MLK Day, and in February we will meet Tuesday, February 16th to avoid the the third Monday which is President's Day holiday.


WASHINGTON COUNTY DISTRICT COURT FARMINGTON DEPARTMENT MONTHLY DISTRIBUTION WORKSHEET DECEMBER 2020

ADMIN OF JUSTICE	Check 1	Dept. of Finance and Administration	Total for Check 1	\$ 1,653.40	Chk# 2147
	Check 2	General Fund	Total for Check 2	\$ 1,814.85	Chk# 2148
	Check 3	Washington County Treasurer (Act 1256)	Total for Check 3	\$ 1,532.75	Chk# 2149
Total Checks Admin of Justice					\$5,001.00

COURT COST & FINE	Check 4	Administration of Justice Fund				
		CCCR- Court Cost-Criminal		\$ 1,255.00		
		CCDWI-Court Cost DWI		\$ 385.00		
		CCTR- Court Cost-Traffic		\$ 1,725.00		
		CCTRO- Court Cost-Traffic Ordinance		\$ 1,586.00		
		CCFTPI - Court Cost Insurance		\$ 50.00		
		Total for Check 4		Chk# 3659	\$5,001.00	
	Check 5	General Fund				
		FINE- Fines Collected		\$ 6,210.00		
		WF - Warrant Fee		\$ 155.00		
		FTPRFL-FTPR+60 Days Fines-Local		\$ 495.00		
	NLIFL-No Liability Ins. Fines		\$ 410.00			
	FTPRLOC-Fines Local		\$ 32.59			
	Total for Check 5		Chk# 3660	\$7,302.59		
Check 6	Court Automation Fund					
	CFEE-Local Court Automation		\$ 812.50			
	Total for Check 6		Chk# 3661	\$812.50		
Check 7	Department of Finance & Administration					
	CFEES - State Court Automation Fee		\$ 817.00			
	DCSAF - Drug Crime Special Assess Fee		\$ 230.00			
	DVPPF - Domestic Violence Peace Fund Fee		\$ 25.00			
	NIFS - New Installment Fee - State		\$ 1,592.50			
	Total for Check 7		Chk# 3662	\$2,664.50		
Check 8	Arkansas State Treasury					
	MVLF- Motor Vehicle Liability Fine		\$ 15.00			
	Total for Check 8		Chk# 3663	\$15.00		
Check 9	Washington County Treasurer					
	JBAF - Jail Booking and Admin Fee		\$ 20.00			
	CJF - County Jail Fee		\$ 1,282.41			
	Total for Check 9		Chk# 3664	\$1,302.41		
Check 10	RDP - Refund Due Payer					
	Imani Walton TR-20-128		\$ 10.00			
	Total for Check 10		Chk# 3665	\$10.00		
Check 11	RF - Restitution Fee					
	Amanda Hoskins /Kimberly Meyer CR-19-873		\$ 25.00			
	Total for Check 11		Chk# 3666	\$25.00		

Monthly Total	\$17,133.00
Year to Date	\$260,004.43

 1-4-2021
Ernie Penn, Mayor Date

 01/04/2021
Kim Bentley, Chief Court Clerk Date

Graham Nations, District Judge Date

Fire Department



Jan. 2020 Monthly Report for the Mayor and City Council

Information:

- 1861 people were reached through social media fire safety campaign
- Aaron Spahn passed the National Registry of EMT exam.
- New fire hose has arrived and we are placing it in service.
- We received a donation from Riggins Construction to purchase two sets of protective gear to allow us to provide medical care during active shooter events. Two vests and helmets along with the needed medical supplies will be ordered.
- We are applying for the Assistance to Firefighter Grant. We asking for assistance to install a diesel exhaust removal system for Station 1. This is a need identified to reduce the cancer risk to our firefighters. The total we are applying for is \$81,500. If we are awarded the grant the city will need to match 5% of the grant total (\$4075).

Anniversaries:

Cody Green 1 year Dillon Jones 3 years Eddie Maria 2 years Tyler Miller 3 years

Farmington Fire Department

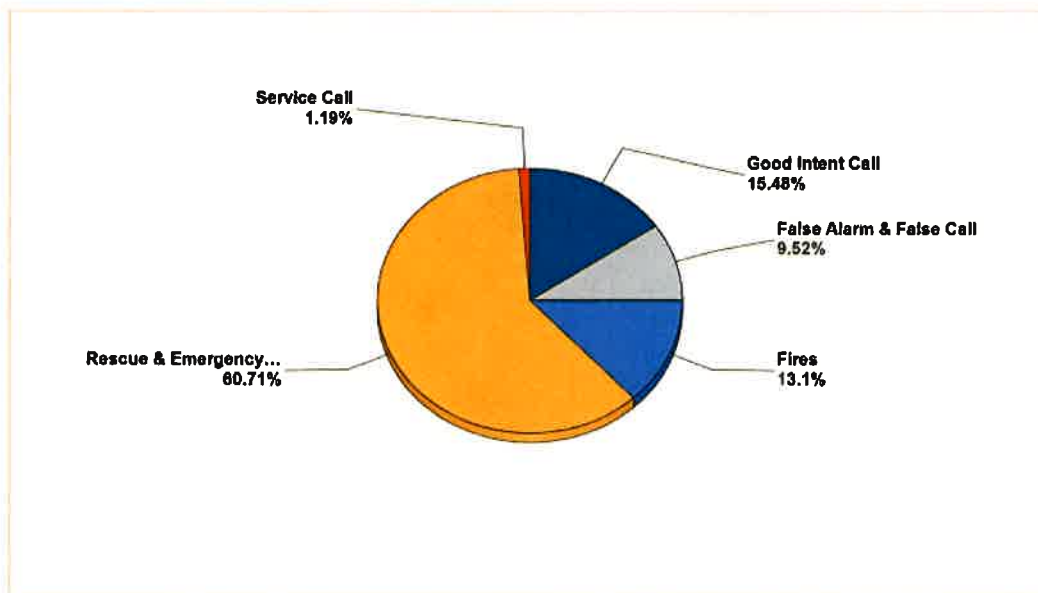
Farmington, AR

This report was generated on 1/4/2021 3:23:11 PM



Breakdown by Major Incident Types for Date Range

Zone(s): All Zones | Start Date: 12/01/2020 | End Date: 12/31/2020



MAJOR INCIDENT TYPE	# INCIDENTS	% of TOTAL
Fires	11	13.1%
Rescue & Emergency Medical Service	51	60.71%
Service Call	1	1.19%
Good Intent Call	13	15.48%
False Alarm & False Call	8	9.52%
TOTAL	84	100%

Fire Department



Farmington Fire Department

Farmington, AR

This report was generated on 1/4/2021 3:27:15 PM



Code Hours Summary per Training Code For Date Range

Training Code(s): All Training Codes | Start Date: 12/01/2020 | End Date: 12/31/2020

Total Training Hours By Code	
Total Hours for Training Code: Apparatus Driving Simulator	5:00
Total Hours for Training Code: Care of Apparatus and Equipment	53:00
Total Hours for Training Code: Crew Resource Management	5:00
Total Hours for Training Code: Emergency Reporting	3:00
Total Hours for Training Code: EMS - BCLS	39:00
Total Hours for Training Code: EMS-Trauma	3:00
Total Hours for Training Code: Extrication Refresher Training	2:00
Total Hours for Training Code: Fire Ground Health and Safety	21:30
Total Hours for Training Code: Fire Inspections	11:00
Total Hours for Training Code: Fire Prevention Codes	2:00
Total Hours for Training Code: Firefighting Tactics	11:30
Total Hours for Training Code: Forcible Entry	2:00
Total Hours for Training Code: Hazmat Refresher	2:00
Total Hours for Training Code: Hose Practices	2:00
Total Hours for Training Code: Leading the Fire Company	56:00
Total Hours for Training Code: Map and Territory Study	22:00
Total Hours for Training Code: MAYDAY Drills	1:00
Total Hours for Training Code: Monitoring Equipment	3:00
Total Hours for Training Code: Nozzels and Appliances	2:00
Total Hours for Training Code: Portable Extinguishers	2:00
Total Hours for Training Code: Pre-Fire Planning	11:00
Total Hours for Training Code: Public Relations	2:00
Total Hours for Training Code: Reports and Records	1:00
Total Hours for Training Code: Rescue: Equipment and Procedures	3:00
Total Hours for Training Code: Rules and Regulations	37:00
Total Hours for Training Code: Safety and Risk Management	16:00
Total Hours for Training Code: SCBA	30:00
Total Hours for Training Code: Scenario	4:00
Total Hours for Training Code: Training and Coaching	5:00
Totals for all selected Training Codes 12/1/2020 - 12/31/2020	26 personnel
	357:00



Farmington Fire Department Annual Report 2020

Tel: 479-267-3338
372 W. Main St.
Farmington, AR 72730



MESSAGE FROM THE CHIEF

To our residents, elected officials, and members:

It is with great pride that I present to you a summary of the Farmington Fire Department summary of activities for 2020. I was given the honor of leading this organization in June of this year, with the retirement of Mark Cunningham. Mark left a department of dedicated, well trained, and highly motivated full time and volunteer personnel. In the six months I have been here, these personnel have been instrumental in implementing our vision to be an organization that meets the community's needs with a high level of excellence. Not only did they have to adapt to a new Fire Chief and the changes involved with that, they also had to face a global pandemic.

The COVID-19 epidemic required many changes in the way we operate and do business. It has presented challenges in the way we respond, train, and interact with the community. Our personnel were very quick to adapt to and overcome these challenges. They formed new ways of operating to ensure high level of service to our customers.

The support the Farmington Fire Department receives from the citizens, the City Council, the Mayor, and other city departments has been truly inspiring. Thank you for your continued support. Our department will continue to strive to provide an exceptional level of service to our customers in the upcoming year.

*Vision Statement-
Recognize and meet
the needs of our
community and set a
high standard of
excellence in
emergency services
and customer
service..*



William Hellard
Fire Chief
Farmington Fire Department



PROGRESS

In June, the department performed a needs analysis looking at our strengths, weaknesses, opportunities, and threats. This was an in-depth look at every aspect of our department and the services it provides. This year, with exceptional support from the citizens, Mayor, and City Council, has been able to complete several objectives that were outlined in our assessment.

- The living quarters were renovated to provide separate bedrooms for each firefighter to help decrease the spread of COVID-19.
- Each firefighter was provided their own SCBA mask. This helped reduce the spread of COVID-19 and ensure that everyone has a properly sized mask to meet OSHA and NFPA standards.
- 48/96 Shift schedule was implemented to reduce the number of interactions of crews at shift change. This will reduce the chance of COVID transmission.
- Fire hose was ordered to replace older fire hose and allow for replacement hose after a fire.
- Three Seek thermal cameras were purchased. These cameras supplement the two cameras the department already owned. These cameras allow firefighters to quickly find victims and help locate the fire in low visibility conditions.
- Emergency Reporting record management software was purchased. This software allows tracking of data, fire inspections, and training in an efficient manor. The increase in data collection allows the department to make decision based on the information collected.
- Through a donation by Riggins Construction, the department will purchase body armor, helmets, and medical equipment for our active shooter response program. This program will allow two EMTs to begin rapidly treating the wounded in a mass shooting situation. This program will follow national standards and training will begin next year.
- The department fire ground accountability program has been updated. This allows for better tracking of crews and resources on an incident. This improvement will allowed increased safety for responders on scene of a fire or major incident.
- Next year our staffing will increase to three firefighters per shift. This change will take place in the fall of next year.

FIRE PREVENTION



COVID-19 had a large impact on the way the department interacted with the community. Social distancing and safety concerns limited the amount of interactive programs the department was able to safely deliver. The events that were held had to be altered to meet social distancing guidelines.

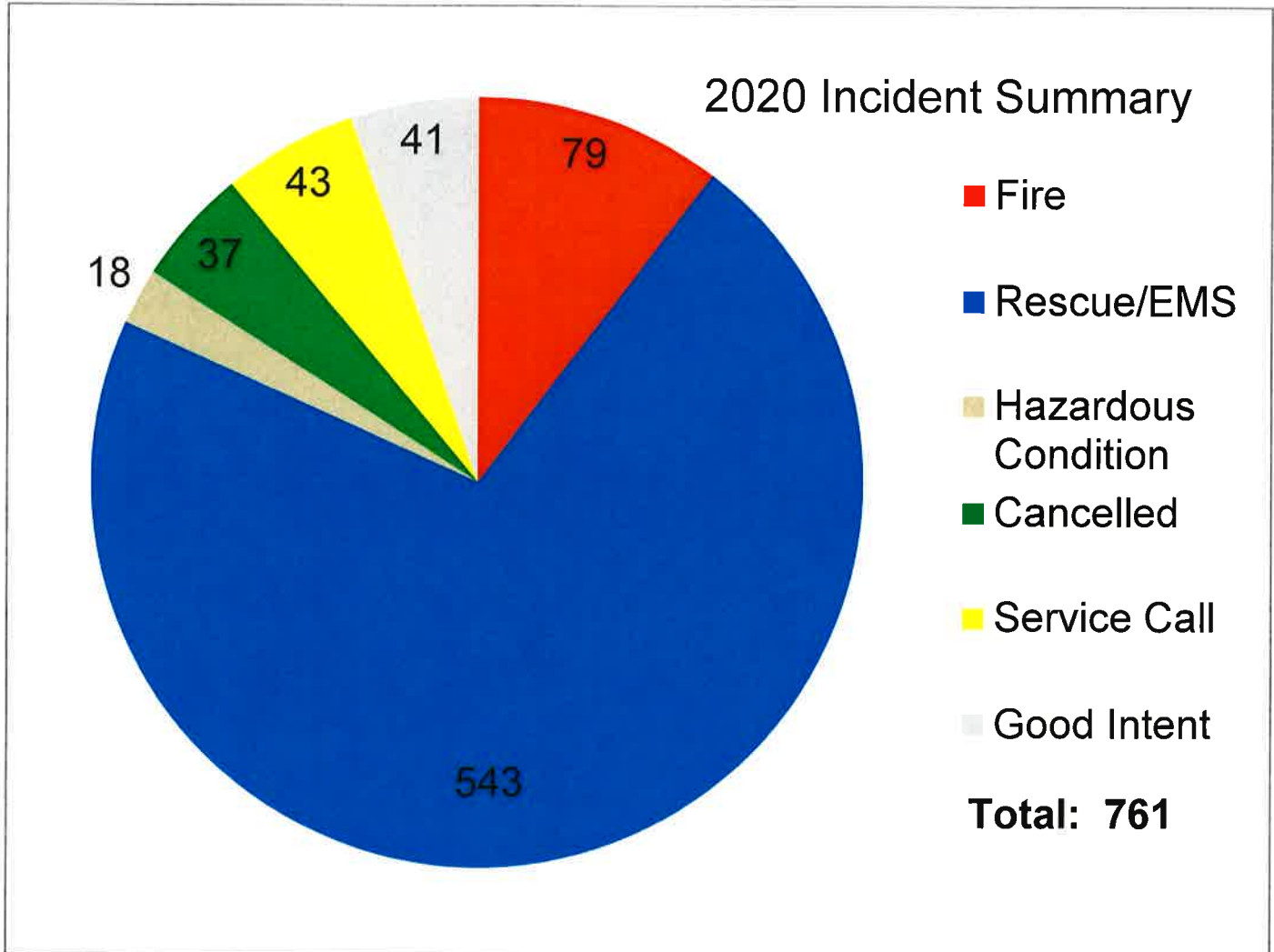
- During October, 400 students received a fire safety message. This program had to be altered to meet social distancing measures.
- In order to meet the needs of the increase number of home schooled students, a drive through fire safety day was implemented. This event was huge success. 144 individuals received multiple fire safety messages and numerous handouts. This event allowed us to talk to the students and their parents.
- Normal trick or treating at the fire station had to be altered to meet social distancing guidelines. Bags of candy and fire safety material were given to over 200 children.
- The use of social media has allowed us to provide 7983 people fire safety messages.

TRAINING

- Training for personnel had to be adapted during peak COVID 19 surges. These alterations included online training and the use of Zoom meetings.
- Crews have completed a total of 2646 hours of training.
- Every member of the department completed the annual driver training course.
- Aaron Spahn attended NWACC and obtained his EMT-B national certification.
- Training documentation has been improved through the use of Emergency Reporting Software.
- Training with automatic aid partners has been implemented to ensure a good working relationship with surrounding departments.



INCIDENT SUMMARY



Farmington Police Dept.

Offenses for Month 12/2019 and 12/2020

1/4/2021 8:06:11 AM

	<u>2019</u>	<u>2020</u>
AGGRAVATED ASSAULT		
8-11-204	0	1
ALTERING OR CHANGING ENGINE OR OTHER NUMBERS		
7-21-2712	1	0
BATTERY - 3RD DEGREE / PURPOSE OF CAUSING INJURY, CAUSES INJURY		
9-17-303A(1)	2	0
BREAKING OR ENTERING / BUILDING OR STRUCTURE		
1-28-102A(1)	0	1
Breaking or Entering/Vehicle		
9-39-102	0	1
BURGLARY, RESIDENTIAL		
5-39-261A(1)	1	2
CARELESS DRIVING		
17-81-104	1	1
CONTEMPT		
15-19-100	0	22
CRIMINAL MISCHIEF - 1ST DEGREE / PROPERTY OF ANOTHER VALUE \$500 OR MORE		
5-38-263C	0	1
CRIMINAL MISCHIEF - 1ST DEGREE / PROPERTY OF ANOTHER W/VALUE OF \$1,000 OR LESS		
5-38-203A(1)	1	0
CRIMINAL TRESPASS IN OR ON A VEHICLE OR STRUCTURE / PREMISES		
5-38-103A	2	0
DISORDERLY CONDUCT / UNREASONABLE OR EXCESSIVE BEHAVIOR		
9-71-107A(2)	1	0
DOMESTIC BATTERING - 2ND DEGREE / PHYSICAL INJURY		
5-28-104	1	0
DOMESTIC BATTERING - 3RD DEGREE / PURPOSE OF CAUSING INJURY, CAUSES INJURY		
5-28-305A(1)	0	1
DOMESTIC BATTERING - 3RD DEGREE / PURPOSE OF CAUSING INJURY, CAUSES SERIOU		
5-28-305A(1)	1	0
DRIVING ON SUSPENDED LICENSE		
17-18-303	2	0
DWI (UNLAWFUL ACT)		
5-88-107A	2	2
ENDANGERING THE WELFARE OF MINOR - 3RD DEGREE		
5-27-267(b)	1	0
Excess Speed		
27-91-301	1	0
Expired Tags		

	<u>2019</u>	<u>2020</u>
27-14-1303	2	0
FAILURE TO APPEAR		
8-24-120	19	9
FAILURE TO PAY FINES & COSTS		
8-2-203	24	0
Failure to Transfer Tags		
27-14-202	1	0
False Evidence of Title or Registration		
27-14-307	1	0
Fictitious Tags		
27-14-308	1	1
FLEEING		
8-24-124	2	0
FORGERY		
8-27-204	1	0
FURNISHING PROHIBITED ARTICLES		
8-24-119	2	0
INATTENTIVE DRIVING		
8-20	2	0
Info Only		
10	0	1
Leaving Scene of Accident/Property Damage		
17-32-102	1	3
Littering		
8-6-405	0	1
LOST AND FOUND		
1-051	2	0
No Proof Insurance		
27-22-104	3	0
No Turn Signal		
27-41-407	1	0
OBSTRUCTING GOVERNMENTAL OPERATIONS / OBSTRUCTS, IMPAIRS, HINDERS, THE PER		
8-24-181(A)(1)	2	0
OBSTRUCTING GOVERNMENTAL OPERATIONS / REFUSES TO PROVIDE INFORMATION FOR A		
8-28-107(A)(2)	0	1
OPEN ALCHOLIC CONTAINER		
8-71-218	0	1
OUT OF TOWN WARRANT/ASSIST		
88TQCTOWA	1	0
POSSESSING INSTRUMENTS OF CRIME		
8-72-102	0	1
POSSESSION OF DRUG PARAPHERNALIA		
8-80-443	2	1
POSSESSION OF DRUG PARAPHERNALIA - FELONY		
8-80-441	2	0

	<u>2019</u>	<u>2020</u>
POSSESSION OF DRUG PARAPHERNALIA - MISDEMEANOR		
11m-41(a)(1)	1	0
POSSESSION OF FIREARM BY CERTAIN PERSONS		
1-75-103	1	1
POSSESSION OF METH OR COCAINE GT 2GM BUT LT 10GM		
1-54-430A(1)(b)	1	0
POSSESSION OF METH OR COCAINE LT 2GM		
1-54-414H(1)(A)	4	0
POSSESSION OF METH OR COCAINE PURPOSE TO DELIVER GT 2GM BUT LT 10GM		
1-54-430B(1)	1	0
POSSESSION OF SCH VI LT 4OZ		
1-54-433H(2)(a)	2	0
POSSESSION OF SCH VI WITH PURPOSE TO DELIVERY		
1-54-434	0	1
PUBLIC INTOXICATION / DRINKING IN PUBLIC		
1-71-212	2	2
RECKLESS DRIVING		
17-30-30B	2	0
RESISTING ARREST - REFUSAL TO SUBMIT TO ARREST / ACTIVE OR PASSIVE REFUSAL		
1-34-763B(1)	0	1
Run Stop Sign		
17-51-601	1	0
Run Stop(red) Light		
17-51-101	2	0
RUNAWAY		
100	1	1
SHOPLIFTING \$1,000 OR LESS		
1-39-114	0	1
SIMULTANEOUS POSSESSION OF DRUGS AND FIREARMS		
1-75-104	2	1
Tail Lights/Reflectors (Improper)		
17-30-215	1	0
THEFT GREATER THAN \$5,000 BUT LESS THAN \$25,000 - FROM BUILDING		
1-39-103B(2)(A)	1	0
THEFT \$1,000 OR LESS - ALL OTHERS		
1-39-103B(1)(B)	3	0
THEFT \$1,000 OR LESS - FROM VEHICLE		
1-39-103(b)(4)(A)	0	1
THEFT \$1,000 OR LESS - VEHICLE PARTS AND ACCESSORIES		
1-39-103(b)(4)(A)	1	0
THEFT \$1,000 OR MORE AND LESS THAN \$5,000 (BREAKING OR ENTERING / BUILDING OR STRUCTURE)		
1-39-103B(3)(A)	0	1
THEFT \$5,000 OR LESS BUT GREATER THAN \$1000 - FROM VEHICLE		
1-39-103(b)(3)(A)	1	0
THEFT BY RECEIVING		

	<u>2019</u>	<u>2020</u>
5-30-106	2	5
THEFT OF PROPERTY - LOST, MISLAID, DELIVERED BY MISTAKE		
5-30-385	1	0
THEFT OF PROPERTY / ALL OTHER		
5-30-107A(1)	0	2
THEFT OF VEHICLE VALUED AT \$5,000 OR LESS BUT GREATER THAN \$1,000		
5-30-107(b)(3)(A)	0	1
UNAUTHORIZED USE OF A VEHICLE		
5-34-109	0	1
UNEMPLOYMENT FRAUD		
KRAB5	0	3
VIOLATION OF A PROTECTION ORDER- MISDEMEANOR		
KRAB-134(1)(1)	0	1
VIOLATION OF IMPLIED CONSENT		
K-08-205	0	2
Totals:	116	76

DECEMBER	Citation	Warning	Warrant	Total
Bertorello - James	1	13	4	18
Bocchino - Justin	0	0	1	1
Cavin - James	3	2	0	5
Collins - John	1	15	0	16
Cooper - Jason	5	4	1	10
Howerton - Joshua	11	20	0	31
Long - Dustin	5	2	0	7
Mahone - Taron	15	2	3	20
Stine - Jacob	4	3	0	7
Talley - Taylor	14	3	0	17
Thompson - Michael	0	0	1	1
Virgin - Billie	0	0	2	2
<u>Totals</u>	<u>59</u>	<u>64</u>	<u>12</u>	<u>135</u>
<u>Averages</u>	<u>4.92</u>	<u>5.33</u>	<u>1</u>	<u>11.25</u>

Farmington Police Dept.

Incidents Assigned by Officer and Month for 2020

1/4/2021 8:06:46 AM

Officer	Jan	Feb	Mar	Apr	May	Jun	Jul	Aug	Sep	Oct	Nov	Dec	Total
Bates, Howard	9	9	3	2	15	13	16	6	1	0	0	0	74
Bertorello, James	1	5	2	3	9	3	0	2	5	6	6	3	45
Bocchino, Justin	10	4	9	3	3	2	1	8	8	8	2	0	58
Brotherton, James	1	2	1	0	3	0	2	3	2	2	0	1	17
Cavin, James	0	0	0	0	0	0	1	4	3	7	5	8	28
Collins, John	3	3	4	1	2	2	1	0	1	1	4	0	22
Collins, Justin	9	8	3	15	7	11	16	12	12	14	9	4	120
Cooper, Jason	0	0	0	0	0	0	0	0	0	1	2	1	4
Crutchfield, Dylan	1	0	1	1	1	0	1	0	0	0	1	2	8
Howerton, Joshua	0	0	1	0	0	0	1	7	8	7	6	3	33
Hudgens, Andrew	0	2	0	0	1	1	2	0	0	1	0	0	7
Long, Dustin	9	15	3	5	4	7	2	7	5	6	9	7	79
Mahone, Taron	8	1	8	5	3	3	1	1	4	5	5	6	50

Officer	Jan	Feb	Mar	Apr	May	Jun	Jul	Aug	Sep	Oct	Nov	Dec	Total
Parrish, Chad	0	0	0	0	0	1	0	0	1	0	0	0	2
Stine, Jacob	11	9	12	10	8	3	8	0	4	8	5	2	80
Talley, Taylor	6	4	2	4	7	1	5	3	5	8	6	6	57
Thompson, Michael	14	9	10	6	5	1	2	7	11	5	2	10	82
Virgin, Billie	3	1	4	1	6	2	1	1	5	4	11	3	42
Totals:	85	72	63	56	74	50	60	61	75	83	73	56	808

2020	Citation	Paper Entry	Warning	Warrant	Total
Bates - Howard	210	0	79	18	307
Bertorello - James	27	0	91	17	135
Bocchino - Justin	22	0	19	4	45
Brotherton - James	4	2	6	1	13
Cavin - James	36	0	16	4	56
Collins - John	30	0	75	0	105
Collins - Justin	11	0	11	1	23
Cooper - Jason	7	0	11	3	21
Crutchfield - Dylan	21	0	17	1	39
Howerton - Joshua	33	0	121	9	163
Long - Dustin	40	0	33	7	80
Mahone - Taron	352	0	42	10	404
Parrish - Chad	0	0	0	1	1
Stine - Jacob	143	0	143	7	293
Talley - Taylor	64	0	105	7	176
Thompson - Michael	0	0	0	4	4
Virgin - Billie	0	0	0	9	9
<u>Totals</u>	<u>1000</u>	<u>2</u>	<u>769</u>	<u>103</u>	<u>1874</u>
<u>Averages</u>	<u>58.82</u>	<u>0.12</u>	<u>45.24</u>	<u>6.06</u>	<u>110.24</u>

Farmington Police Department Monthly Accident Report Totals

	<u>2020</u>		<u>2021</u>		<u>2022</u>		<u>2023</u>		<u>2024</u>	
		<u>Subtotal</u>		<u>Subtotal</u>		<u>Subtotal</u>		<u>Subtotal</u>		<u>Subtotal</u>
January	10									
February	15	25	0		0		0		0	
March	15	40	0		0		0		0	
April	8	48	0		0		0		0	
May	15	63	0		0		0		0	
June	10	73	0		0		0		0	
July	8	81	0		0		0		0	
August	7	88	0		0		0		0	
September	17	105	0		0		0		0	
October	21	126	0		0		0		0	
November	4	130	0		0		0		0	
December	18	148	0		0		0		0	
Yearly Total	148		0		0		0		0	

Permit Report

12/01/2020 - 12/31/2020

Permit #	Permit Date	Site Address	Permit Type	Type of Work	Description of Work	Contractor	Material & Labor	Total Fees
3880	12/23/2020	11287 Frisco Dr	Plumbing/Gas	Repair	Replacing water heater	Paschal Heat and Air	1,599	\$20.00
3879	12/23/2020	347 Driftwood	Electric	Addition	Electric for solar panels	Don Geierman	1,200	\$20.00
3876	12/22/2020	Clyde Carnes Rd	Grading Permit	New	Grading permit for Briarwood Estates	Landmark Custom Homes	0	\$300.00
3875	12/22/2020	126 Old Depot	Electric	Repair	Repair old electric panel	My Local Electrician, LLC	800	\$20.00
3874	12/21/2020	305 Taverner	Plumbing/Gas	New	Plumbing for new house	Brad's Plumbing	7,200	\$50.00
3873	12/18/2020	356 Tacoma	Plumbing/Gas	New	Plumbing for new house	Solid Skilled Services	9,125	\$60.00
3872	12/18/2020	361 Tacoma	Plumbing/Gas	New	Plumbing for new house	Solid Skilled Services	9,125	\$60.00
3871	12/18/2020	289 Wedgeview	Storage Building	Addition	Add to existing shop	Homeowner	8,000	\$50.00
3870	12/17/2020	403 Otoe	Electric	New	Electric for new house	Viper	5,500	\$40.00
3869	12/16/2020	297 Main	Sign	New	Sign for Starbucks	Arkansas Sign and Banner	3,500	\$27.00
3868	12/16/2020	347 Driftwood	Building	Addition	New solar panels	Shine Solar	4,177	\$220.00
3867	12/16/2020	309 Otoe	Plumbing/Gas	New	Plumbing for new house	Brad's Plumbing	7,200	\$50.00
3866	12/16/2020	316 Otoe	Plumbing/Gas	New	Plumbing for new house	Brad's Plumbing	7,200	\$50.00

3865	12/15/2020	281 Main	Electric	New	Electric for Wendy's	Arnold and Blevins Electric	130,000	\$550.00
3864	12/15/2020	297 Main	Electric	New	Electric for Starbucks	Arnold and Blevins Electric	54,000	\$276.00
3863	12/15/2020	501 Iris	Building	Addition	Electric for addition	Utopia Remodel	200	\$20.00
3862	12/15/2020	501 Iris	Mechanical	Addition	Mechanical for addition	Phipps Heating and Air	250	\$20.00
3861	12/14/2020	12386 Jimmy Devault	Building	New	New House	Homeowner	229,000	\$847.00
3860	12/14/2020	11636 Charles Ct	Electric	Addition	Electric for Gazebo	Anderson Electric	1,000	\$20.00
3859	12/14/2020	14448 Drain	Building	Remodel	Remodel existing house	Redeemed Construction	20,000	\$110.00
3858	12/14/2020	215 E Main	Building	Alteration	New Green house and feed barn	FMGI Inc	500,000	\$2,740.00
3857	12/11/2020	336 Taverner	Plumbing/Gas	New	Plumbing for new house	Brad's Plumbing	7,200	\$50.00
3856	12/11/2020	11636 Charles Ct	Building	Addition	Building Gazebo	Frontier Building Co	37,500	\$200.00
3855	12/9/2020	61 Chickasaw	Building	New	New House	Mr. B's	323,000	\$1,129.00
3854	12/9/2020	310 Otoe	Building	New	New House	Mr. B's	290,000	\$1,030.00
3853	12/9/2020	380 Tacoma	Building	New	New House	Mr. B's	289,000	\$1,027.00
3851	12/9/2020	50 Rob	Electric	Addition	Electric for solar panels	John Hayward	700	\$20.00
3850	12/8/2020	361 Tacoma	Building	New	New House	Mr. B's	290,000	\$1,030.00
3849	12/8/2020	501 Yona	Plumbing/Gas	New	Plumbing for new house	Brad's Plumbing	7,200	\$50.00
3848	12/7/2020	12151 Jim Brooks	Electric	New	Electric for pool	Pittman Electric	6,000	\$40.00
3847	12/7/2020	12151 Jim Brooks	Building	New	New Pool house	L & L Builders	297,000	\$1,051.00

3846	12/7/2020	356 Tacoma	Building	New	New House	Mr. B's	323,000	\$1,129.00
3845	12/7/2020	309 Otoe	Building	New	New House	Mr. B's	323,000	\$1,129.00
3844	12/7/2020	316 Otoe	Building	New	New House	Mr. B's	283,000	\$1,009.00
3843	12/4/2020	10829 Blue Sky	Building	New	New House	Riverwood Homes	629,000	\$1,858.00
3842	12/4/2020	343 Taverner	Building	New	New House	Riggins Construction	268,000	\$964.00
3841	12/4/2020	305 Taverner	Building	New	New House	Riggins Construction	262,000	\$946.00
3840	12/3/2020	509 Waterfalls Ct	Building	New	Finishing bonus room	Homeowner	18,000	\$100.00
3839	12/3/2020	501 Yona	Building	New	New House	Riggins Construction	255,000	\$925.00
3838	12/2/2020	760-02372-003 Drain Rd	Building	New	New House	Don Winningham	313,000	\$1,099.00
3837	12/2/2020	50 Rob	Mechanical	Repair	HVAC changeout	Shine Solar	19,000	\$105.00
3836	12/2/2020	53 Saint John	Mechanical	Repair	HVAC changeout	Franklin Heating and Air	9,198	\$60.00
3835	12/2/2020	69 Debbie	Building	New	Solar Panel	Marc Construction	30,000	\$160.00
3834	12/2/2020	215 E Main	Sign	New	New sign	Sign Studio LLC	10,000	\$136.00
3833	12/1/2020	297 Main	Plumbing/Gas	New	Plumbing for Starbucks	Morrow Plumbing	0	
3832	12/1/2020	281 Main	Plumbing/Gas	New	Plumbing for Wendys	Morrow Plumbing	95,000	\$445.00
								\$21,242.00

Total Records: 46

1/4/2021

Library

Circulation and Patron Services

2020	JAN	FEB	MAR	APR	MAY	JUN	JUL	AUG	SEPT	OCT	NOV	DEC
Total Circulation	4,265	4,152	1,471	5	177	487	778	598	983	1,585	2,132	2,096
YTD Circulation	4,265	8,417	9,888	9,893	10,070	10,557	11,335	11,933	12,916	14,501	16,633	18,729
Holds Satisfied	617	546	328	2	67	250	192	283	416	406	357	457
YTD Hold Satisfied	617	1,163	1,491	1,493	1,560	1,810	2,002	2,285	2,701	3,107	3,464	3,921
PAC Logins	526	540	409	130	205	238	244	290	480	495	497	432
YTD PAC Logins	526	1,066	1,475	1,605	1,810	2,048	2,292	2,582	3,062	3,557	4,054	4,486
New Cardholders	23	32	11	2*	2	8	8	15	26	17	12	21
YTD New Cardholders	23	55	66	68	70	78	86	101	127	144	156	177
eMedia Circulation				33**	122	96	98	95	96	105	84	120
YTD eMedia Circulation				33	155	251	349	444	540	645	729	849

*began making eLibrary cards using on-line form

**added downloadable media platform hoopla (eBooks, audiobooks, music albums, TV & movies)

2019

	JAN	FEB	MAR	APR	MAY	JUN	JUL	AUG	SEPT	OCT	NOV	DEC
Total Circulation	4,101	3,528	4,783	4,047	4,015	5,343	5,458	4,826	4,881	5,071	4,283	4,257
YTD Circulation	4,101	7,629	12,412	16,459	20,474	25,817	31,275	36,101	40,982	46,053	50,336	54,593
Holds Satisfied	845	760	774	792	795	678	777	800	713	718	448	562
YTD Hold Satisfied	845	1,605	2,379	3,171	3,966	4,644	5,421	6,221	6,934	7,652	8,100	8,662
PAC Logins	766	729	742	704	878	842	749	834	662	584	469	545
YTD PAC Logins	766	1,495	2,237	2,941	3,819	4,661	5,410	6,244	6,906	7,490	7,959	8,504
New Cardholders	46	31	23	33	37	66	39	40	38	21	16	11
YTD New Cardholders	46	77	100	133	170	236	275	315	353	374	390	401

Library

Computer Use

2020

	JAN	FEB	MAR	APR	MAY	JUN	JUL	AUG	SEP	OCT	NOV	DEC
Early Literacy Station Users	126	196	31	0	0	0	0	0	0	0	0	0
YTD Early Literacy Station Users	126	322	322	322	322	322	322	322	322	322	322	322
Users	229	233	105	0	0	0	0	0	0	0	0	0
YTD Users	229	462	567	567	567	567	567	567	567	567	567	567
Device Checkout	0	0	0	0	0	0	0	0	0	0	0	0
YTD Device Checkout	0	0	0	0	0	0	0	0	0	0	0	0

2019

	JAN	FEB	MAR	APR	MAY	JUN	JUL	AUG	SEP	OCT	NOV	DEC
Early Literacy Station Users	121	111	126	118	151	163	166	172	139	135	106	112
YTD Early Literacy Station Users	121	232	358	476	627	790	956	1,128	1,267	1,402	1,508	1,620
Users	309	295	306	229	243	254	246	288	221	270	223	214
YTD Users	309	604	910	1,139	1,382	1,636	1,882	2,170	2,391	2,661	2,884	3,098
Device Checkout	0	1	6	4	0	0	0	0	0	1	0	0
YTD Device Checkout	0	1	7	11	11	11	11	11	11	12	12	12

Library

Miscellaneous Services

2020	JAN	FEB	MAR	APR	MAY	JUN	JUL	AUG	SEP	OCT	NOV	DEC
Color Print Services	43	39	145	0	0	0	0	0	0	0	0	0
YTD Color Print Services	43	82	227	227	227	227	227	227	227	227	227	227
Copy/Print Services	1,563	2,085	1,015	0	0	0	0	99*	82	68	79	403
YTD Copy/Print Services	1,563	3,648	4,663	4,663	4,663	4,663	4,663	4,762	4,762	4,830	4,909	5,312
Fax Services	63	61	54	0	0	0	0	0	0	0	0	0
YTD Fax Services	63	124	178	178	178	178	178	178	178	178	178	178
Notary Services	6	4	0	0	0	0	0	0	0	0	0	0
YTD Notary Services	6	10	10	10	10	10	10	10	10	10	10	10
Reference Transactions	547	533	220	149	127	170	164	156	191	588	556	531
YTD Reference Transactions	547	1,080	1,300	1,449	1,576	1,746	1,910	2,066	2,257	2,845	3,401	3,932
Scanning Services	140	246	384	0	0	0	0	0	0	0	0	0
YTD Scanning Services	140	386	770	770	770	770	770	770	770	770	770	770
Staff Supervised Volunteer Hours	29	39	1	0	0	0	0	0	0	0	0	0
YTD Staff Supervised Volunteer Hours	29	68	69	69	69	69	69	69	69	69	69	69
Test Proctor	0	0	0	0	0	0	0	0	0	0	0	0
YTD Test Proctor	0	0	0	0	0	0	0	0	0	0	0	0

*started offering curbside print services

2019	JAN	FEB	MAR	APR	MAY	JUN	JUL	AUG	SEP	OCT	NOV	DEC
Color Print Services	21	14	6	43	28	16	9	8	10	12	97	50
YTD Color Print Services	21	35	41	84	112	128	137	145	155	167	264	314
Copy/Print Services	2,080	2,093	2,744	1,846	1,470	1,509	1,299	1,341	1,744	1,464	1,381	1,203
YTD Copy/Print Services	2,080	4,173	6,917	8,763	10,233	11,742	13,041	14,382	16,126	17,590	18,971	20,174
Fax Services	44	56	89	49	69	82	88	138	99	67	47	85
YTD Fax Services	44	100	189	238	307	389	477	615	714	781	828	913
Notary Services	8	18	8	5	4	12	6	2	7	8	6	6
YTD Notary Services	8	26	34	39	43	55	61	63	70	78	84	90
Reference Transactions	367	257	234	229	298	216	145	297	414	376	267	301
YTD Reference Transactions	367	624	858	1,087	1,385	1,601	1,746	2,043	2,457	2,833	3,100	3,401
Scanning Services	35	35	12	18	58	14	16	25	22	47	41	58
YTD Scanning Services	35	70	82	100	158	172	188	213	235	282	323	381
Staff Supervised Volunteer Hours	13	23	37	28	27	41	61	40	38	23	24	21
YTD Staff Supervised Volunteer Hours	13	36	73	101	128	169	230	270	308	331	355	376
Test Proctor	0	0	1	4	5	1	3	2	0	1	0	0
YTD Test Proctor	0	0	1	5	10	11	14	16	16	17	17	17

Virtual Programs

Library

	JAN	FEB	MAR	APR	MAY	JUN	JUL	AUG	SEP	OCT	NOV	DEC
2020												
Adult Summer Reading Club Sign-Ups						17	3					
Adult SRC Books Logged						41	35					
Adult Winter Reading Club Sign-Ups												25
Adult WRC Books Logged												73
Arkansas Diamond Book Pairing									7			
Children's Summer Reading Club logged minutes						5,412	8,683					
Children's Summer Reading Club Sign-ups						47	4					
Children's SRC Prizes Earned						35	71					
Little Cardinal's Story Time			14	23	25	4	3	18	17	4		
Nonfiction Book Club				3								
Pre-K Summer Reading Club logged minutes						2,340	3,930					
Pre-K Summer Reading Club Sign-ups						16	2					
Pre-K Summer Reading Club Prizes Earned						15	27					
Teen Summer Reading Club Sign-ups						4						
Teen SRC Hours Logged						21	2					
Total Monthly Program Attendance			14	26	25	88	12	18	24	4		25
Number of Juvenile Programs			2	4	4	3	3	3	5	1		
Number of Young Adult Programs			0	0		1	1					
Number of Adult Programs			0	1		1	1					1

Library

Daily Visitors

	JAN	FEB	MAR	APR	MAY	JUN	JUL	AUG	SEP	OCT	NOV	DEC
2020												
Visits	2,407	2,234	828	0	0	0	0	0	66*	248	275	273
YTD Visits	2,407	4,641	5,469	5,469	5,469	5,469	5,469	5,469	5,535	5,783	6,058	6,331

*beginning on 9/22 building open for express checkout only

2019

	JAN	FEB	MAR	APR	MAY	JUN	JUL	AUG	SEP	OCT	NOV	DEC
Visits	2,439	2,534	2,732	2,312	n/a	n/a	2,737	2,445	2,365	2,745	1,904	2,463
YTD Visits	2,439	4,973	7,705	10,017	10,017	10,017	12,754	15,199	17,564	20,309	22,213	24,676

OZARK REGIONAL TRANSIT

Operating Statistics

November 2020

FIXED ROUTE	Current Month				Year To Date			
	This Year	Prior Year	Change	% Chg	This Year	Prior Year	Change	% Chg
FR Cash Fares	0	1,301	-1,301	-100.0%	993	21,076	-20,083	-95.3%
FR NWACC Free	0	1,305	-1,305	-100.0%	1,300	10,854	-9,554	-88.0%
FR ORT Pass	0	2,001	-2,001	-100.0%	1,211	32,087	-30,876	-96.2%
FR Children Free	0	115	-115	-100.0%	23	1,939	-1,916	-98.8%
FR Transfers	0	648	-648	-100.0%	38	9,964	-9,926	-99.6%
FR Free Fare *	11,379	13,177	-1,798	-13.6%	144,846	149,824	-4,978	-3.3%
FR Veterans Free	0	417	-417	-100.0%	218	7,264	-7,046	-97.0%
Total Passengers	11,379	18,964	-7,585	-40.0%	148,629	233,008	-84,379	-36.2%
Passengers per Revenue Hour	4.3	7.5	-3.2	-42.7%	4.7	7.4	-2.7	-36.2%
Daily Passengers	569	948	-379	-40.0%	635	996	-361	-36.2%
ADA Complementary Paratransit	731	857	-126	-14.7%	8,908	10,588	-1,680	-15.9%
Bike Passengers	432	312	120	38.5%	4,204	6,016	-1,812	-30.1%
FR Revenue Hours	2,656	2,535	121	4.8%	31,421	31,443	-22	-0.1%
FR Service Hours	2,831	2,718	113	4.1%	33,526	33,633	-108	-0.3%
FR Revenue Miles	37,517	39,607	-2,090	-5.3%	446,130	487,510	-41,380	-8.5%
FR Service Miles	41,917	43,425	-1,508	-3.5%	499,276	532,680	-33,404	-6.3%
PARATRANSIT	This Year	Prior Year	Change	% Chg	This Year	Prior Year	Change	% Chg
PT Cash Fares	0	282	-282	-100.0%	567	3,237	-2,670	-82.5%
PT ORT Pass	0	1,011	-1,011	-100.0%	1,167	11,941	-10,774	-90.2%
PT Free Fare	1,058	212	846	399.1%	10,301	2,784	7,517	270.0%
Total Passengers	1,058	1,505	-447	-29.7%	12,035	17,962	-5,927	-33.0%
Passengers per Revenue Hour	1.3	1.2	0.1	6.6%	1.1	1.3	-0.2	-14.1%
Daily Passengers	53	75	-22	-29.7%	51	77	-25	-33.0%
PT Revenue Hours	796	1,208	-411	-34.1%	10,615	13,611	-2,997	-22.0%
PT Service Hours	1,031	1,414	-383	-27.1%	14,009	16,272	-2,263	-13.9%
PT Revenue Miles	9,437	13,611	-4,175	-30.7%	113,086	154,030	-40,944	-26.6%
PT Service Miles	1,228	17,870	-16,642	-93.1%	135,680	194,022	-58,342	-30.1%
TOTAL	This Year	Prior Year	Change	% Chg	This Year	Prior Year	Change	% Chg
Paratransit/Fixed Route Passengers	12,437	20,469	-8,032	-39.2%	160,664	250,970	-90,306	-36.0%
Daily PT/FR Passengers	622	1,023	-402	-39.2%	687	1,073	-386	-36.0%
Charter/Shuttle Passengers	80	5,328	-5,248	-98.5%	609	22,368	-21,759	-97.3%
School Passengers (Arts Academy)	0	0	0	100.0%	0	2,876	-2,876	-100.0%
Total Passengers	12,517	25,797	-13,280	-51.5%	161,273	276,214	-114,941	-41.6%

	Current Month				Year To Date			
	This Year	Prior Year	Change	% Chg	This Year	Prior Year	Change	% Chg
Weekdays	20	20	0	0.0%	234	234	0	0.0%
Revenue Vehicles	32	36	-4	-11.1%				
Non-Revenue Vehicles	6	4	2	50.0%				
Total Vehicles	38	40	-2	-5.0%				
Total Miles (All Vehicles)	61,034	67,650	-6,616	-9.8%	734,788	796,303	-61,515	-7.7%
Diesel Fuel Consumed	3,740	2,970	769	25.9%	37,429	26,299	11,131	42.3%
Gas Consumed	3,557	5,065	-1,508	-29.8%	54,461	71,846	-17,385	-24.2%
CNG Consumed	10	89	-79	-88.3%	532	4,979	-4,447	-89.3%
Miles Per Gallon	8.4	8.3	0.0	0.3%	8.0	7.7	0.2	3.0%
Road calls	1	1	0		12	35	-23	-65.7%
Accidents	0	3	-3		15	15	0	0.0%
Operations (Full Time Equivalent)	39	38	1	2.6%				
Maintenance	11	10	1	10.0%				
Administration	8	7	1	14.3%				
Total	58	55	3	5.5%				

Route Summary - November 2020

Fixed Routes

Route	Days	Passengers		Revenue Hours		Revenue Miles		Service Hours		Service Miles	
		Daily	Total	Daily	Total	Daily	Total	Daily	Total	Daily	Total
10-1	20	107.8	2,156	13.0	260.0	182.7	3,654.0	13.5	270.0	193.1	3,862.0
10-2	20	41.1	821	13.0	260.0	179.1	3,582.0	14.0	280.0	199.3	3,986.0
20	20	126.9	2,538	13.5	270.0	194.0	3,879.0	14.5	290.0	214.2	4,283.0
30	20	30.8	615	13.0	260.0	196.2	3,923.0	13.5	270.0	206.6	4,131.0
11	20	45.6	911	9.0	180.0	133.4	2,667.0	10.3	206.7	163.8	3,275.0
ODT1	24	17.4	417	11.2	268.0	103.8	2,491.0	12.2	292.0	133.8	3,211.0
ODT2	24	16.0	384	11.2	268.0	111.8	2,684.0	12.2	292.0	141.8	3,404.0
61	20	82.8	1,655	13.0	260.0	215.2	4,303.0	13.5	270.0	225.6	4,511.0
62	20	70.3	1,405	13.6	271.7	166.7	3,333.0	14.1	281.7	172.7	3,453.0
63	20	12.1	241	8.0	160.0	150.3	3,005.0	8.0	160.0	150.3	3,005.0
490	20	11.8	236	9.9	198.3	199.8	3,996.0	10.9	218.3	239.8	4,796.0
Total		562.3	11,379	128.3	2,656.0	1,832.7	37,517.0	136.7	2,830.7	2,040.7	41,917.0

Paratransit Routes

Route	Days	Passengers		Revenue Hours		Revenue Miles		Service Hours		Service Miles	
		Daily	Total	Daily	Total	Daily	Total	Daily	Total	Daily	Total
DR - CC	16	9.1	145	6.0	95.9	19.5	312.8	7.7	123.3	34.8	557.0
PT1	20	8.7	174	6.1	121.1	86.4	1,727.6	7.6	151.8	102.5	2,049.0
PT2	20	8.2	163	6.6	131.3	85.3	1,705.5	8.1	162.5	106.5	2,129.0
PT3	20	8.1	162	6.4	128.1	84.5	1,689.0	8.0	159.1	102.5	2,049.0
PT4	19	6.9	132	5.5	104.2	63.7	1,210.1	7.4	140.5	95.4	1,813.0
PT5	20	7.0	140	5.0	99.2	70.9	1,417.3	7.1	141.0	85.2	1,704.0
PT6	19	6.6	126	5.6	106.9	65.0	1,235.3	7.0	133.1	91.8	1,745.0
PT7	4	4.0	16	2.4	9.6	34.8	139.0	4.9	19.5	59.0	236.0
PT8	0	0.0	0	0.0	0.0	0.0	0.0	0.0	0.0	0.0	0.0
Total		58.6	1,058	43.5	796.3	510.0	9,436.6	57.7	1,030.7	677.6	12,282.0

Service Totals

	Passengers		Revenue Hours		Revenue Miles		Service Hours		Service Miles	
	Daily	Total	Daily	Total	Daily	Total	Daily	Total	Daily	Total
Paratransit	58.6	1,058.0	43.5	796.3	510.0	9,436.6	57.7	1,030.7	677.6	12,282.0
Fixed Route	562.3	11,379.0	128.3	2,656.0	1,832.7	37,517.0	136.7	2,830.7	2,040.7	41,917.0
Grand Total		12,437.0		3,452.3		46,953.6		3,861.3		54,199.0

Fixed Routes

10-1, 10-2, 20, 30: Fayetteville
 61, 62, 63: Springdale
 ODT1, ODT2: Rogers
 11: Bentonville
 490: I49 Commuter Express

Paratransit Routes

DR - CC: Demand Response Route in Carroll County
 PT1 - PT8: ADA Paratransit / Demand Response Routes

Route Summary - November 2020

Fixed Routes

Route	Days	Passengers				Wheel-chairs		Bikes	
		Daily	Total	Per Rev Hour	Per Rev Mile	Daily	Total	Daily	Total
10-1	20	107.8	2,156	8.3	0.6	0.8	16	3.9	78
10-2	20	41.1	821	3.2	0.2	1.6	31	1.5	29
20	20	126.9	2,538	9.4	0.7	0.7	14	2.9	58
30	20	30.8	615	2.4	0.2	0.0	0	0.6	11
11	20	45.6	911	5.1	0.3	3.4	68	2.7	54
ODT1	24	17.4	417	1.6	0.2	0.2	4	0.4	9
ODT2	24	16.0	384	1.4	0.1	0.4	9	0.3	6
61	20	82.8	1,655	6.4	0.4	0.3	5	3.8	76
62	20	70.3	1,405	5.2	0.4	3.0	59	3.7	74
63	20	12.1	241	1.5	0.1	0.1	1	0.5	9
490	20	11.8	236	1.2	0.1	0.1	1	1.4	28
		562.3	11,379	45.5	3.2	10.3	208	21.5	432

Paratransit Routes

Route	Days	Passengers				Wheel-chairs	
		Daily	Total	Per Rev Hour	Per Rev Mile	Daily	Total
DR - CC	16	9.1	145	1.5	0.5	0.1	2
PT1	20	8.7	174	1.4	0.1	2.3	46
PT2	20	8.2	163	1.2	0.1	1.1	22
PT3	20	8.1	162	1.3	0.1	0.8	16
PT4	19	6.9	132	1.3	0.1	0.8	15
PT5	20	7.0	140	1.4	0.1	1.5	30
PT6	19	6.6	126	1.2	0.1	1.7	33
PT7	4	4.0	16	1.7	0.1	2.0	8
PT8	0	0.0	0	0.0	0.0	0.0	0
		58.6	1,058	11.0	1.2	10.4	172

Weekday Service Totals

	Passengers				Wheel-chairs		Bikes	
	Daily	Total	Per Rev Hour	Per Rev Mile	Daily	Total	Daily	Total
Paratransit	58.6	1,058	11.0	1.2	10.4	172	0.0	0
Fixed Route	562.3	11,379	45.5	3.2	10.3	208	21.5	432
Grand Total		12,437.0				380.0		432.0

Fixed Routes

10-1, 10-2, 20, 30: Fayetteville
 61, 62, 63: Springdale
 ODT1, ODT2: Rogers
 11: Bentonville
 490: I49 Commuter Express

Paratransit Routes

DR - CC: Demand Response Route in Carroll County
 PT1 - PT8: ADA Paratransit / Demand Response Routes

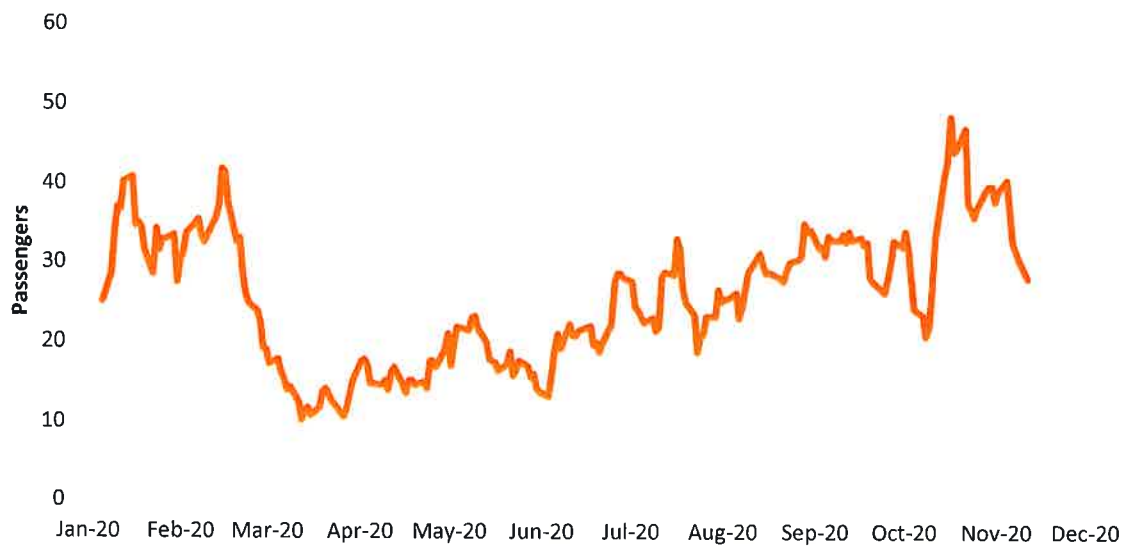
On Demand Transit Report - City of Rogers

November 2020

Weekdays	ODT1	ODT2	Total
11/2/20	16	25	41
11/3/20	22	18	40
11/4/20	27	31	58
11/5/20	15	22	37
11/6/20	16	30	46
11/9/20	31	16	47
11/10/20	20	0	20
11/11/20	18	16	34
11/12/20	24	18	42
11/13/20	18	24	42
11/16/20	29	10	39
11/17/20	17	19	36
11/18/20	22	20	42
11/19/20	15	19	34
11/20/20	24	20	44
11/23/20	14	28	42
11/24/20	17	8	25
11/25/20	8	11	19
11/27/20	11	25	36
11/30/20	15	17	32
Average	19.0	18.9	37.8
Total	379	377	756

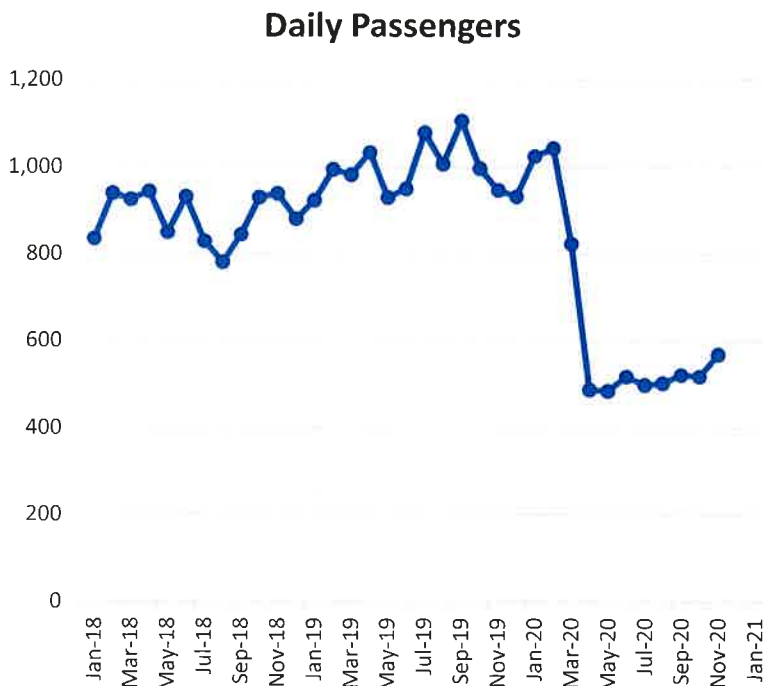
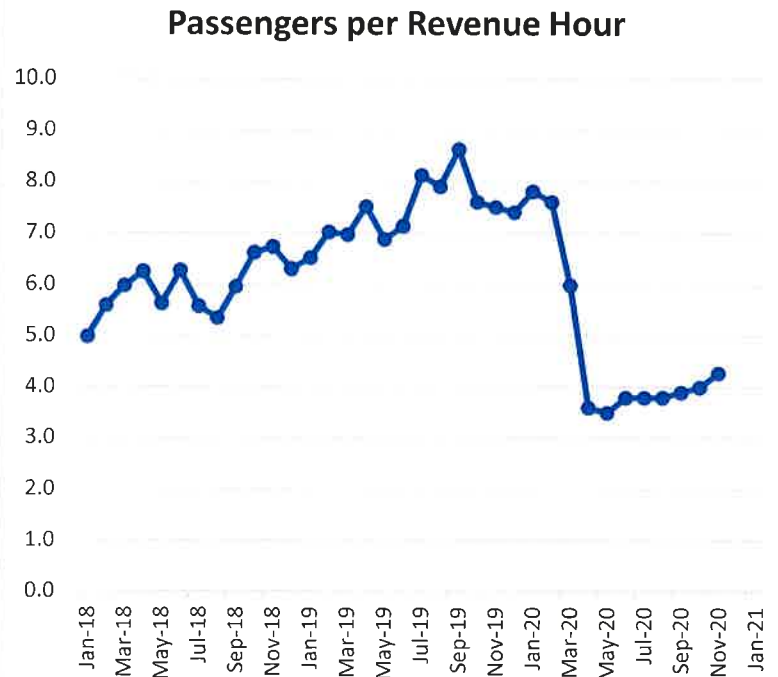
Saturdays	ODT1	ODT2	Total
11/7/20	7	0	7
11/14/20	5	0	5
11/21/20	9	0	9
11/28/20	17	7	24
Average	9.5	1.8	11.3
Total	38	7	45

On Demand Transit Ridership (Weekdays)



ORT Fixed Route Ridership Trends - January 2018 to Present

Month	Passengers per Revenue Hour	Daily Passengers
Jan-18	5.0	836
Feb-18	5.6	940
Mar-18	6.0	927
Apr-18	6.3	945
May-18	5.6	850
Jun-18	6.3	933
Jul-18	5.6	830
Aug-18	5.4	782
Sep-18	6.0	846
Oct-18	6.6	931
Nov-18	6.7	940
Dec-18	6.3	882
Jan-19	6.5	924
Feb-19	7.0	995
Mar-19	7.0	983
Apr-19	7.5	1,034
May-19	6.9	931
Jun-19	7.1	950
Jul-19	8.1	1,079
Aug-19	7.9	1,007
Sep-19	8.6	1,106
Oct-19	7.6	997
Nov-19	7.5	948
Dec-19	7.4	933
Jan-20	7.8	1,025
Feb-20	7.6	1,043
Mar-20	6.0	824
Apr-20	3.6	488
May-20	3.5	485
Jun-20	3.8	518
Jul-20	3.8	499
Aug-20	3.8	503
Sep-20	3.9	522
Oct-20	4.0	518
Nov-20	4.3	569

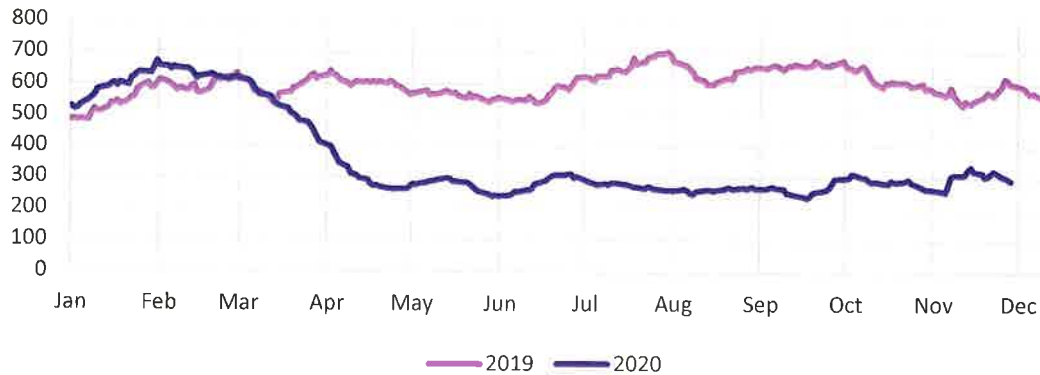


City of Fayetteville Fixed Routes

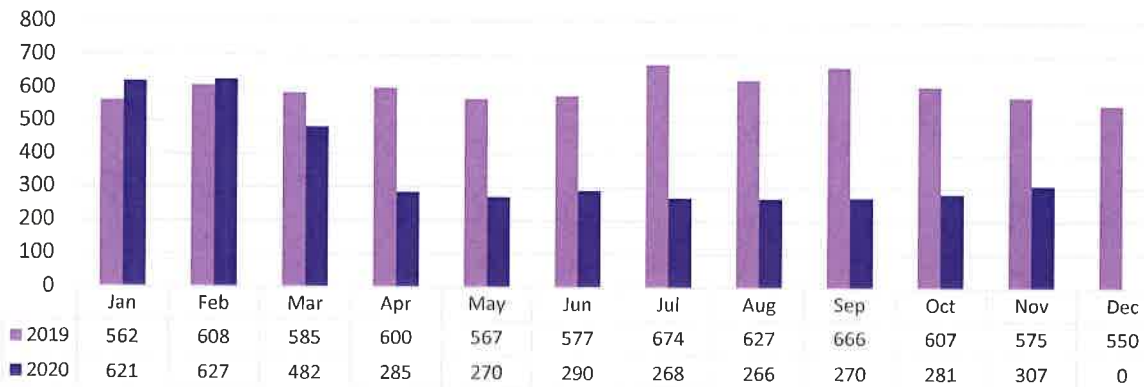
November 2020

Route	Days		Passengers			Revenue Hours			Passengers per Hour	
	Nov	2020	Daily	Nov	2020	Daily	Nov	2020	Nov	2020
10-1	20	234	108	2,156	27,762	13.0	260	3,036	8.3	9.1
10-2	20	234	41	821	12,588	13.0	260	3,026	3.2	4.2
10	20	234	149	2,977	40,350	26.0	520	6,062	11.5	13.3
20	20	234	127	2,538	35,535	13.5	270	3,146	9.4	11.3
30	20	234	31	615	8,420	13.0	260	3,029	2.4	2.8
Total			307	6,130	84,305	52.5	1,050	12,236	23.2	27.4

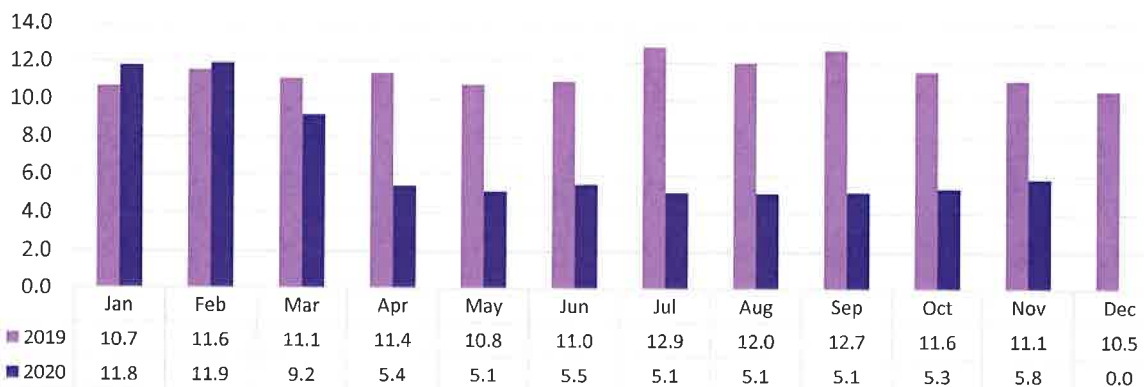
City Routes Daily Passengers



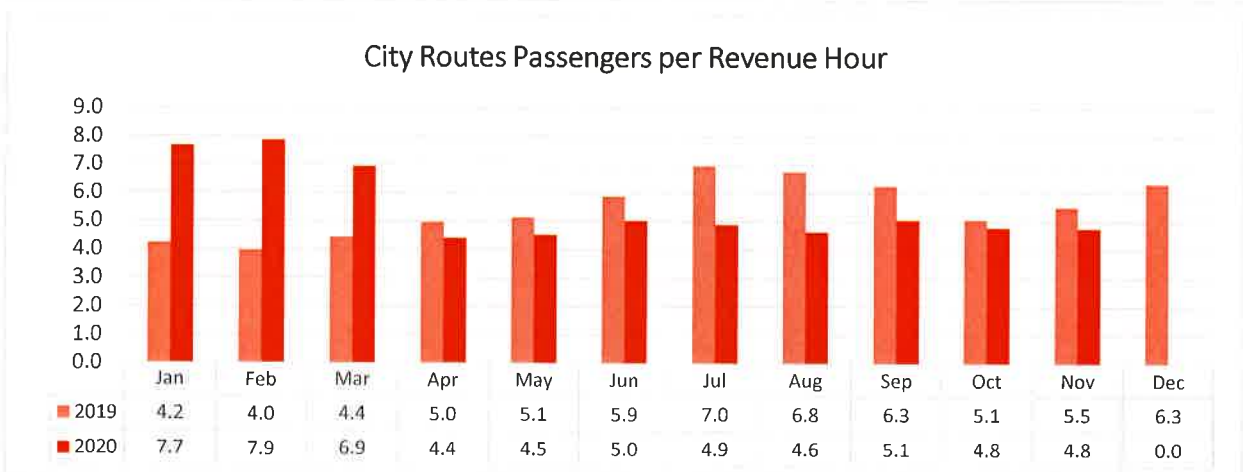
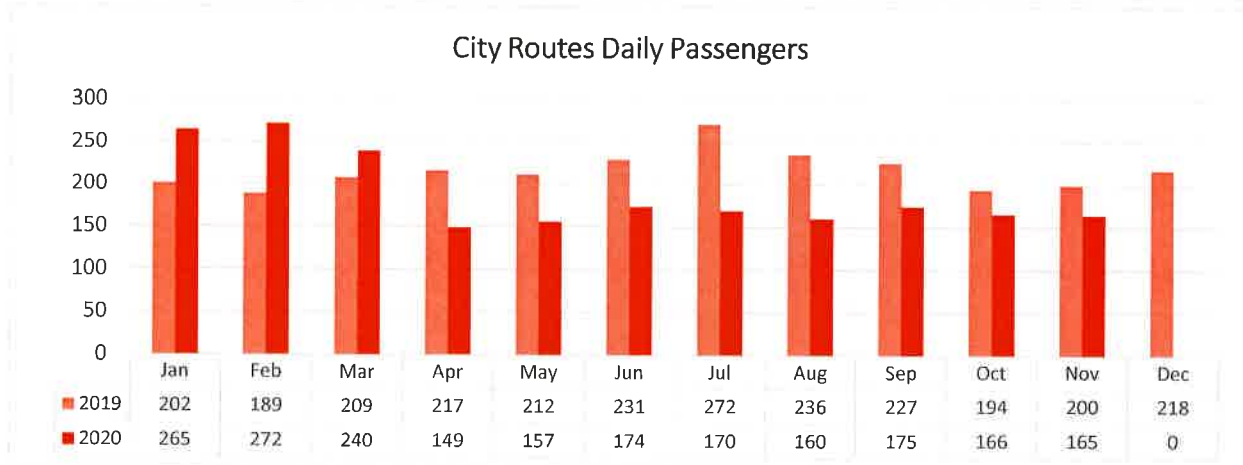
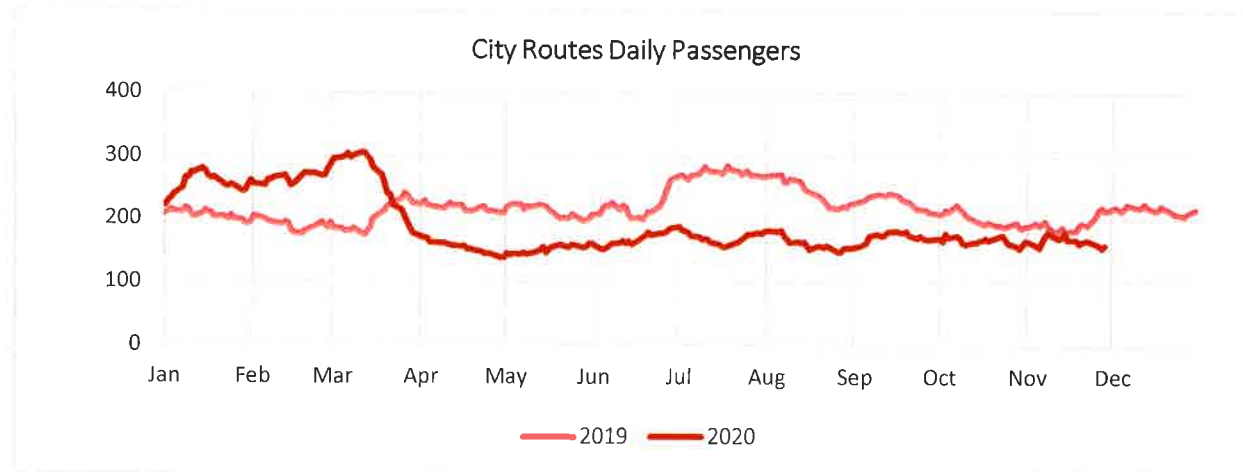
City Routes Daily Passengers



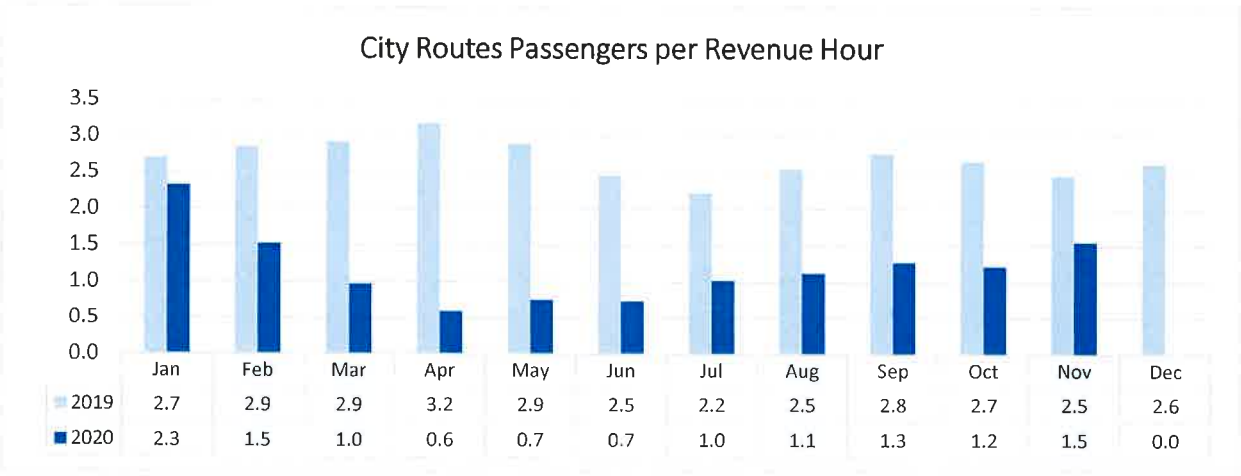
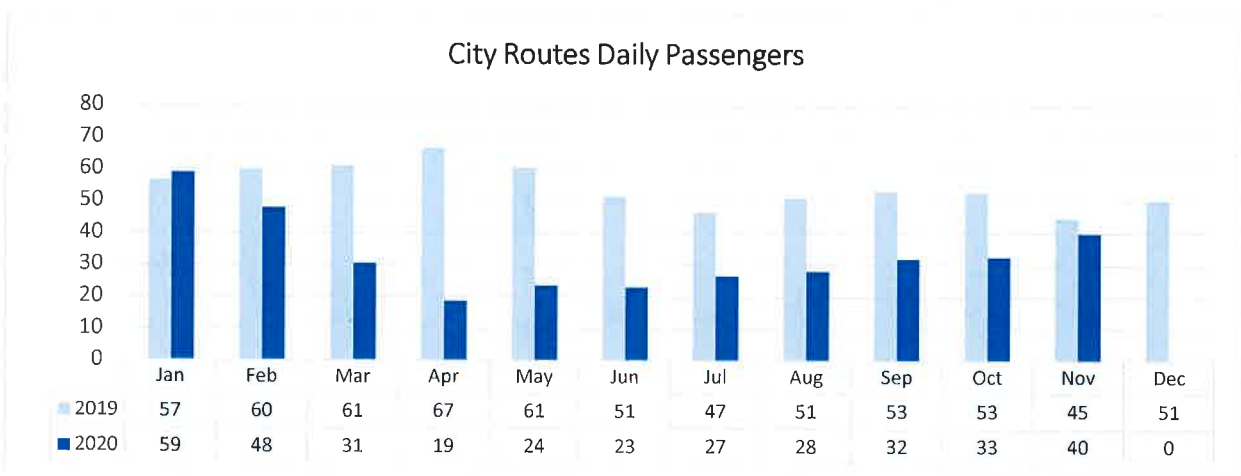
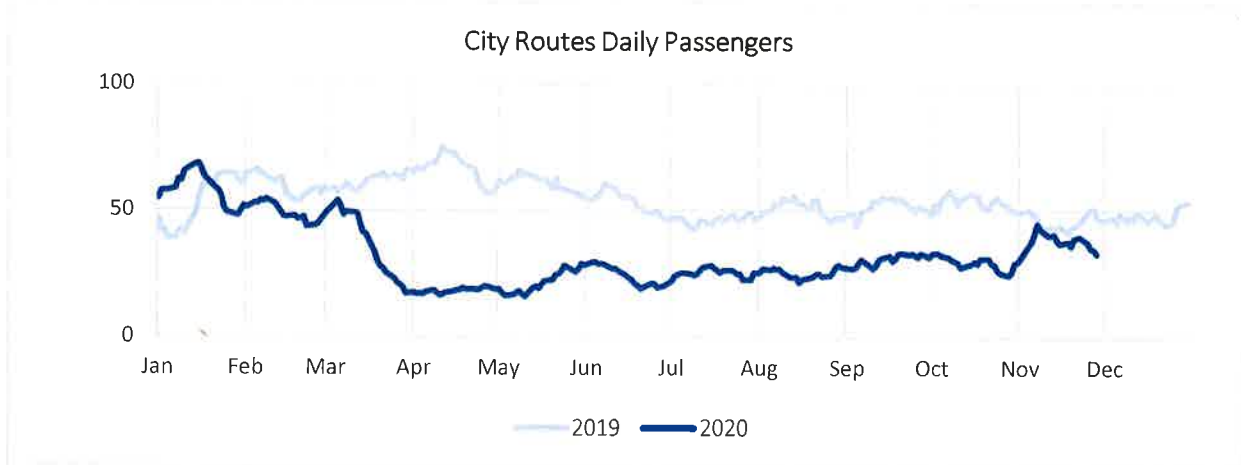
City Routes Passengers per Revenue Hour



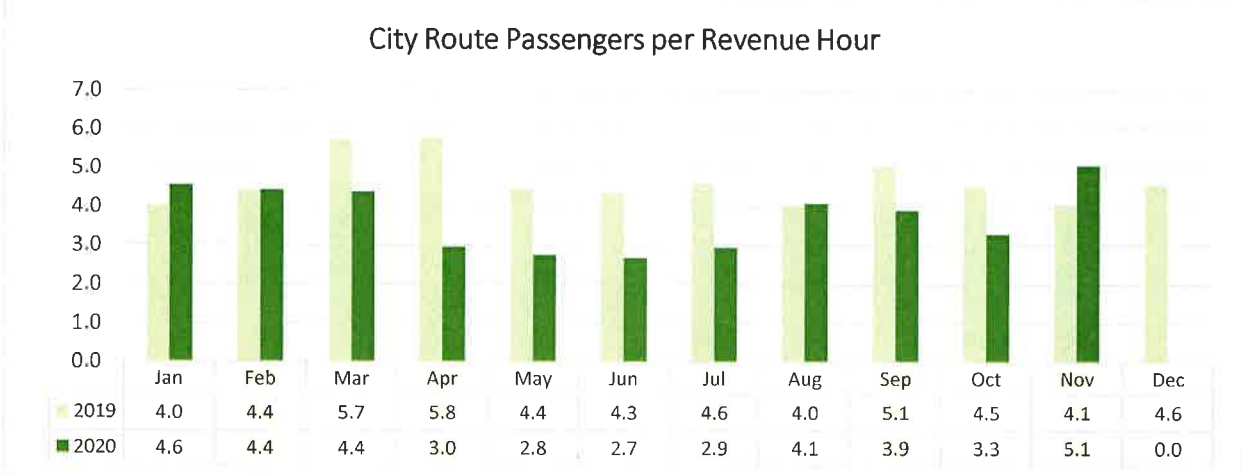
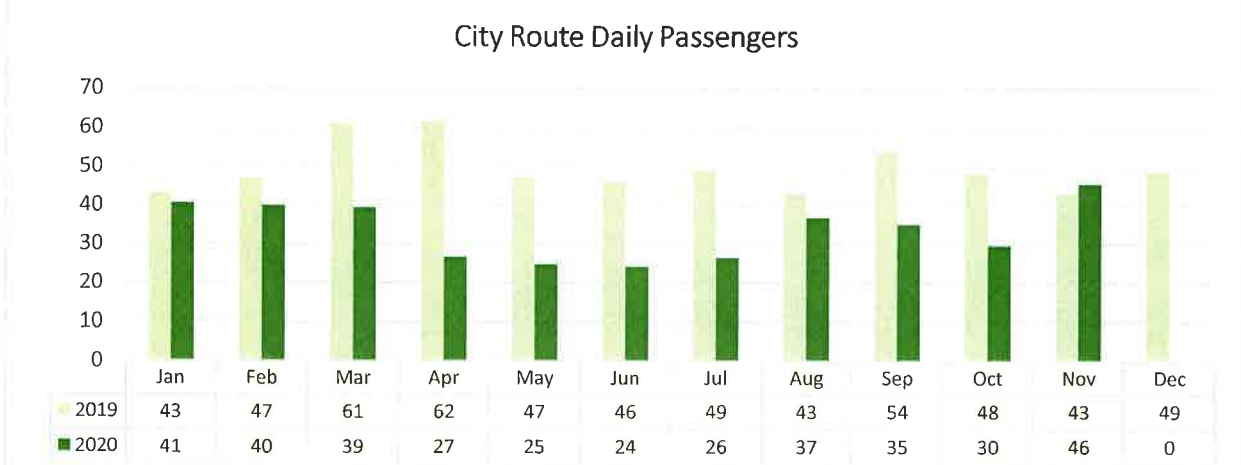
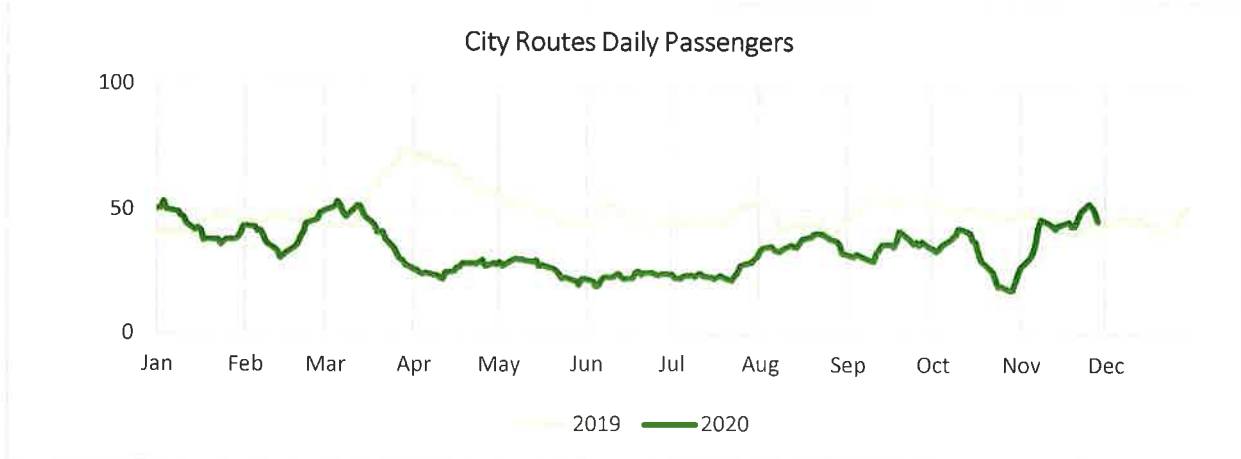
Route	Days		Passengers			Revenue Hours			Passengers per Hour	
	Nov	2020	Daily	Nov	2020	Daily	Nov	2020	Nov	2020
61	20	234	83	1,655	21,361	13.0	260	3,029	6.4	7.1
62	20	234	70	1,405	19,478	13.6	272	3,151	5.2	6.2
63	20	234	12	241	3,712	8.0	160	1,864	1.5	2.0
Total			165	3,301	44,551	34.6	692	8,044	13.0	15.2



Route	Days		Passengers			Revenue Hours			Passengers per Hour	
	Nov	2020	Daily	Nov	2020	Daily	Nov	2020	Nov	2020
51	0	12	0	0	500	0.0	0	126	0.0	4.0
52	0	12	0	0	298	0.0	0	119	0.0	2.5
54-1	0	123	0	0	448	0.0	0	1,292	0.0	0.3
54-2	0	123	0	0	594	0.0	0	1,292	0.0	0.5
54	0	123	0	0	1,042	0.0	0	2,583	0.0	0.8
ODT1	24	239	17	417	4,429	11.2	268	2,607	1.6	1.7
ODT2	24	116	16	384	1,421	11.2	268	1,308	1.4	1.1
Total				801	7,690		536	6,742	3.0	10.1



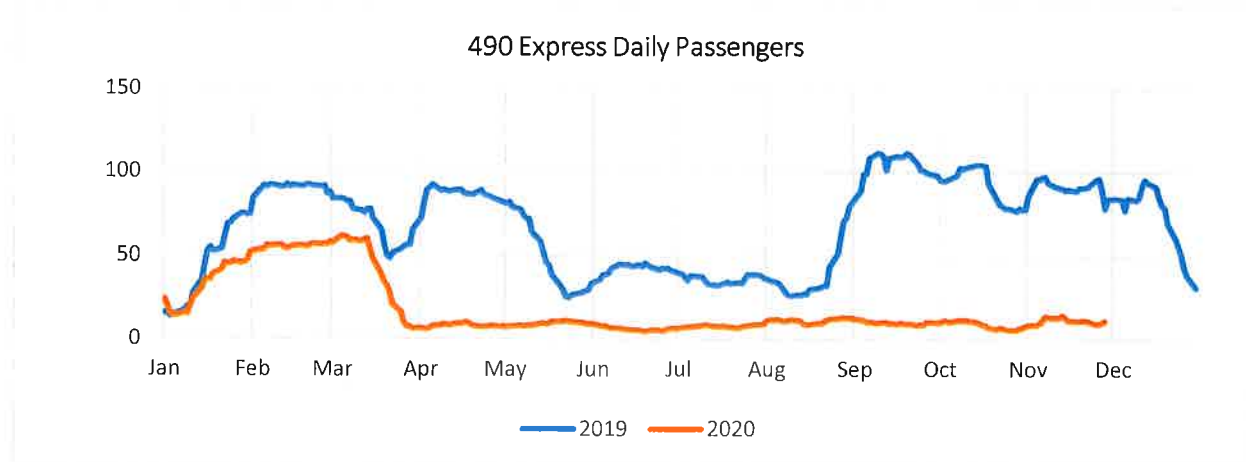
Route	Days		Passengers			Revenue Hours			Passengers per Hour	
	Nov	2020	Daily	Nov	2020	Daily	Nov	2020	Nov	2020
11	20	234	46	911	7,825	9.0	180	2,095	5.1	3.7
Total			46	911	7,825	9	180	2,095	5.1	3.7



490 Express Route

November 2020

Route	Days		Passengers			Revenue Hours			Passengers per Hour	
	Nov	2020	Daily	Nov	2020	Daily	Nov	2020	Nov	2020
490	20	234	12	236	4,258	9.9	198	2,303	1.2	1.8
Total			12	236	4,258	10	198	2,303	1.2	1.8



* - 490 was reduced from 2 buses (24 hours / day) to 1 bus (9.6 hours / day) on August 20, 2018.

Token Transit NWACC Pass

	Passengers	Boardings
January 2020	36	365
February 2020	34	483
March 2020	31	238
April 2020	0	0
May 2020	0	0
June 2020	0	0
July 2020	0	0
August 2020	0	0
September 2020	0	0
October 2020	0	0
November 2020	0	0

Zero Fare on Fixed Routes

Passenger Boardings by City
YTD through November

Benton County	2020				2019			
	Fixed Route	ADA Paratransit	Demand Response	Total	Fixed Route	ADA Paratransit	Demand Response	Total
Avoca	0	0	0	0	0	0	0	0
Bella Vista	0	0	0	0	0	0	5	5
Benton County	0	0	3	3	0	0	2	2
Bentonville	8,891	1,293	560	10,744	15,574	1,828	1,261	18,663
Cave Springs	0	0	0	0	0	0	0	0
Centerton	0	0	3	3	0	0	10	10
Garfield	0	0	0	0	0	0	0	0
Gravette	0	0	0	0	0	0	0	0
Little Flock	0	0	0	0	0	0	0	0
Lowell	0	0	102	102	0	0	147	147
Pea Ridge	0	0	2	2	0	0	45	45
Rogers	8,757	1,660	461	10,878	16,884	1,673	2,726	21,283
Siloam Springs	0	0	0	0	0	0	0	0
Total	17,648	2,953	1,131	21,732	32,458	3,501	4,196	40,155

Washington County	2020				2019			
	Fixed Route	ADA Paratransit	Demand Response	Total	Fixed Route	ADA Paratransit	Demand Response	Total
Elkins	0	0	5	5	0	0	4	4
Farmington	0	0	55	55	0	0	83	83
Fayetteville	85,366	2,273	443	88,082	145,383	2,785	596	148,764
Goshen	0	0	0	0	0	0	4	4
Greenland	0	0	0	0	0	0	0	0
Johnson	0	0	0	0	322	0	3	325
Lincoln	0	0	0	0	0	0	0	0
Prairie Grove	0	0	3	3	0	0	4	4
Springdale	45,615	3,682	451	49,748	54,845	4,302	871	60,018
Washington County	0	0	13	13	0	0	8	8
West Fork	0	0	17	17	0	0	0	0
Total	130,981	5,955	987	137,923	200,550	7,087	1,573	209,210

Carroll County	2020				2019			
	Fixed Route	ADA Paratransit	Demand Response	Total	Fixed Route	ADA Paratransit	Demand Response	Total
Berryville	0	0	810	810	0	0	1,262	1,262
Carroll County	0	0	194	194	0	0	321	321
Eureka Springs	0	0	0	0	0	0	13	13
Green Forest	0	0	5	5	0	0	9	9
Total	0	0	1,009	1,009	0	0	1,605	1,605

Madison County	2020				2019			
	Fixed Route	ADA Paratransit	Demand Response	Total	Fixed Route	ADA Paratransit	Demand Response	Total
Huntsville	0	0	0	0	0	0	0	0
Madison County	0	0	0	0	0	0	0	0
Total	0	0	0	0	0	0	0	0

Grand Total	2020				2019			
	Fixed Route	ADA Paratransit	Demand Response	Total	Fixed Route	ADA Paratransit	Demand Response	Total
Grand Total	148,629	8,908	3,127	160,664	233,008	10,588	7,374	250,970